

Cloud Native Unica V12.1.8 Implementation Guide for Apache Tomcat®



Contents

Chapter 1. Helm chart configuration.....	1
Chapter 2. FAQs and troubleshooting.....	2
Frequently Asked Questions.....	2
Question 1.....	2
Question 2.....	2
Question 3.....	2
Question 4.....	3
Question 5.....	3
Question 6.....	3
Question 7.....	4
Troubleshooting Issues.....	4
Question 1.....	4
Question 2.....	4
Question 3.....	4
Chapter 3. Appendix: Description of Helm chart parameters.....	5
Common configurations.....	5
Audience Central configurations.....	12
Campaign configurations.....	14
Centralized Offer Management configurations.....	20
Collaborate configurations.....	21
Contact Central configurations.....	24
Content Integration configurations.....	26
Director configurations.....	27
Insights Reports configurations.....	28
Interact configurations.....	29
InteractDT configurations.....	38
Journey configurations.....	40
Journey web configurations.....	41
Kafka configurations.....	45
Plan configurations.....	45
Platform configurations.....	47
Segment Central configurations.....	50
Sub-chart configuration in Helm charts.....	54
values.yaml driven configurations.....	54

Chapter 1. Helm chart configuration

Before you start the installation or upgrade of Cloud Native Unica, you should configure the appropriate `configMap` `YAML` files.

To access the `configMap` `YAML` files, navigate to `/unica/templates/` in the Unica charts folder. Open one of the following files and modify the parameters in that file:

- `common-configMap.yaml`. For more information, see [Common configurations on page 5](#).
- `audiencecentral-configMap.yaml`. For more information, see [Audience Central configurations on page 12](#).
- `campaign-configMap.yaml`. For more information, see [Campaign configurations on page 14](#).
- `offer-configMap.yaml`. For more information, see [Centralized Offer Management configurations on page 20](#).
- `collaborate-configMap.yaml`. For more information, see [Collaborate configurations on page 21](#).
- `assetpicker-configMap.yaml`. For more information, see [Content Integration configurations on page 26](#).
- `contactcentral-configMap.yaml`. For more information, see [Contact Central configurations on page 24](#).
- `director-configMap.yaml`. For more information, see [Director configurations on page 27](#).
- `birt-configMap.yaml`. For more information, see [Insights Reports configurations on page 28](#).
- `interact-configMap.yaml`. For more information, see [Interact configurations on page 29](#).
- `interactdt-configMap.yaml`. For more information, see [InteractDT configurations on page 38](#).
- `journey-configMap.yaml`. For more information, see [Journey configurations on page 40](#).
- `journeyweb-configMap.yaml`. For more information, see [Journey web configurations on page 41](#).
- `kafka-configMap.yaml`. For more information, see [Kafka configurations on page 45](#).
- `plan-configMap.yaml`. For more information, see [Plan configurations on page 45](#).
- `platform-configMap.yaml`. For more information, see [Platform configurations on page 47](#).
- `segmentcentral-configMap.yaml`. For more information, see [Segment Central configurations on page 50](#).

Chapter 2. FAQs and troubleshooting

This section covers the frequently asked questions and troubleshooting issues.

To view the list of FAQs, see [Frequently Asked Questions on page 2](#)

For information related to Troubleshooting, see [Troubleshooting Issues on page 4](#)

Frequently Asked Questions

This topic contains the list of FAQs related to Cloud Native Unica release.

The list of FAQs are as follows:

- [Question 1 on page 2](#)
- [Question 2 on page 2](#)
- [Question 3 on page 2](#)
- [Question 4 on page 3](#)
- [Question 5 on page 3](#)
- [Question 6 on page 3](#)
- [Question 7 on page 4](#)

Question 1

How do I configure Campaign Docker image to support non-ASCII data?

To configure non-ASCII data support for the Campaign Docker image, execute the same steps used for configuring non-ASCII data support on on-premises Campaign. For more details, see the topic **Non-ASCII data in Campaign** in the *Unica Campaign Administrator's Guide*.

Question 2

How to install products on locations other than default location mentioned in the `common-configMap.yaml` file?

About this task

To install products on location other than the default location configured in the `common-configMap.yaml` file, complete the following steps.

1. Mount the directory.
2. Open the `common-configMap.yaml` file and update the default path to the required path.
3. Ensure that the `JDBCDrivers` folder exists in the provided path.

Question 3

Why has Cloud Native Unica installed `JRE9` and `JDK8` on my system?

Cloud Native Unica is bundled with `JRE9` and `JRE8`. In the `common-configMap.yaml` file:

- Provide the path of `JRE9` for the parameter **DOCKER_JAVA_HOME**. Cloud Native Unica uses `JRE9` for installation tasks.
- Provide the path of `JDK8` for the parameter **JAVA_HOME**. The products of Unica uses `JDK8`.

Question 4

Should the passwords in the `jdbc.properties` file be encrypted?

Yes. The passwords in the `jdbc.properties` file should be encrypted. Configure the passwords using the helm commands similar to configuring the host name. You do not have to store the passwords anywhere for reuse. Once you configure the passwords, it will be set in the application.

For Cloud Native Unica, the `jdbc.properties` file is available in the following locations:

- `/Interact/PatternStateETL/bin/jdbc.properties`
- `/Interact/tools/bin/jdbc.properties`
- `/ContactOptimization/install/jdbc.properties`
- `/Platform/tools/bin/jdbc.properties`
- `/install/jdbc.properties`
- `/Campaign/bin/jdbc.properties`
- `/Campaign/deliver/conf/jdbc.properties`
- `/Campaign/install/jdbc.properties`

Question 5

List the default `JDBC` drivers provided with the Listener container.

On the Listener container, the `JDBC` drivers exist in the following path: `Docker_Home/JdbcDrivers/`. The list of default `JDBC` drivers available with the Listener container are as follows:

- `db2jcc4.jar`
- `mariadb-java-client-2.4.1.jar`
- `ojdbc8_docker.jar`

Question 6

What should I do to make `/ACOOptAdmin.sh` work?

For `/ACOOptAdmin.sh` to work, update the following parameters in the `/ACOOptAdmin.sh` file:

- `JAVA_HOME`
- `OPTIMIZE_HOME`
- `JDBCDRIVER_CLASSPATH`

Use the `-async` option while running `ACOOptAdmin` utility on Cloud Native environments.

Using the `-async` utility triggers the desired operation on an Optimize session in the background before exiting.

Example: `./ACOOptAdmin.sh -u "user_name" -p "password" -sn "OptimizeSessionName" -async`



Note: Not using `-async` may trigger an Optimize session run, but the polling, related to the session run progress, will fail.

Question 7

How are the Security Vulnerabilities are fixed?

Answer

- Unica fixes security vulnerabilities with the every new release.
- Upon request, interim fixes are also provided with new set of docker images.

Troubleshooting Issues

This topic contains the list of Troubleshooting issues related to Cloud Native Unica release.

The list of issues are as follows:

- [Question 1 on page 4](#)
- [Question 2 on page 4](#)
- [Question 3 on page 4](#)

Question 1

Stopping and Restarting an Application Server

About this task

Sometimes, you might have to stop and restart the application server. For example, if you have modified some settings and these modified settings require restarting the application server.

Question 2

Cannot select supported locales for Plan.

When installing Plan using Cloud Native environment, you cannot select specific supported locales from the available list of supported locales. The system will automatically accept all available locales as the supported locales.

Question 3

`ActiveMQ` URL does not work.

The `ActiveMQ` URL `http://unica-omnix-unica-activemq:8161/admin/queues.jsp`, which provides information about the `flowchartInfo-campaign` events count, will not work. This is a Known Issue and will be fixed in the next release.

Chapter 3. Appendix: Description of Helm chart parameters

The following topics contain description of the parameters present in the `configMap` YAML files:

Common configurations

To configure the common configurations, make the necessary modifications to the `common-configMap.yaml` file.

To access the `common-configMap.yaml` file, navigate to `/unica/templates/` in the Unica charts folder. Open the file and make modifications to the following parameters:

Table 1. Data Parameters

Parameter name	Parameter description
WAIT_TIME	Idle wait time in minutes.
VERSION	Version number of Unica.
HOME_DIR	Home directory of Cloud Native Unica.
JAVA_HOME	The location of Java Development Kit on the system.
CERTIFICATE_IMPORT_DIR	The location of the Unica certificates.
TYPE	Specify if it is a new installation or an upgrade. Valid values are <code>INSTALL</code> or <code>UPGRADE</code> .
APPLICATION_DOMAIN	The application domain.
HOST	Host ID of the Docker host.
HOST_NAME	Host name of the Docker host.
DEFAULT_LOCALE	The default locale to be used.
DOCKER_JAVA_HOME	The path of the Docker Java Home.
MODE	Specify the products that you will install on the Cloud Native Unica environment. The abbreviated values for each product are as follows: <ul style="list-style-type: none">• Platform – <code>PLT</code>• Campaign – <code>CMP</code>• Optimize – <code>OPT</code>• Director – <code>DIR</code>• Plan – <code>PLN</code>• Interact – <code>INT</code>• Centralized Offer Management - <code>OFFER</code>• Insights Reports - <code>BIRT</code>

Table 1. Data Parameters (continued)

Parameter name	Parameter description
	<p>If you want to install all products you should provide the value as follows:</p> <p><code>PLT_CMP_INT_PLN_OPT_DIR</code></p> <p>If your database is MariaDB, Director will not work on MariaDB. In this case, you must provide the following value:</p> <p><code>PLT_CMP_INT_PLN_OPT</code></p>
SERVER_TYPE	The application server installed.
IS_UNICODE	Set <code>TRUE</code> if Unica is installed to support Unicode. Set <code>FALSE</code> if Unica is installed without support for Unicode
JRE_HOME	The path of the Docker Java Runtime Environment.
SUPPORTED LOCALES	<p>The supported locales. Valid values are:</p> <ul style="list-style-type: none"> • <code>en_US</code> • <code>zh_TW</code> • <code>fr_FR</code> • <code>de_DE</code> • <code>ja_JP</code> • <code>ko_KR</code> • <code>pt_BR</code> • <code>es_ES</code> • <code>zh_CN</code> • <code>it_IT</code>
UPGRADE_FROM_TO	<code>11.1+To12.1</code>
AC_VERSION	<code>"12.1.x"</code>
ACI_UNICODE	<code>"No"</code>
CONFIGURE_ON_ERROR_PROMPT	<code>"Yes"</code>

Table 2. Miscellaneous Parameters

Parameter name	Parameter description
SOURCE_SCHEMA	<code>"CAMP86"</code>
TARGET_SCHEMA	<code>"DBO"</code>
DB_DRIVER_CLASS	<code>com.microsoft.sqlserver.jdbc.SQLServerDriver</code>

Table 2. Miscellaneous Parameters (continued)

Parameter name	Parameter description
DB_TYPE	The name of the database used in the system. For example, <code>Oracle</code> .
DB_TYPE_UTILS	The name of the database utilities used in the system. For example, <code>Oracle</code> .
DB_DRIVER_CLASS	The class name of the database drivers.
DIALECT	The Hibernate dialect. Each database has a different dialect. For example, the Oracle database dialect is <code>org.hibernate.dialect.Oracle10gDialect</code> .
DB_DRIVER_JAR	The location of the database driver JAR file.
REPLACE_CONNECTION_URL_PREFIX	The prefix used when forming a URL to the database. Each database has a different prefix. For example, the Oracle database prefix is <code>jdbc:oracle:thin</code> .
JDBC_DRIVER_JAR_LOCATION	The location of the JDBC driver JAR file.
TABLE_SPACE	The table space name for the database.
DB_ROOT_USER	The database root username.
DB_ROOT_PASSWORD	The database root password.
DB_HOST_NAME	The host name of the database system.
DB_PORT	The port number of the database system.
DB2INST1_PASSWORD	The password for the DB2 instance.
LICENSE	<code>ACCEPT</code> if you accept the license or <code>DECLINE</code> if you do not accept the license.
DB_PLAT	The database name for Platform.
DB_PLAN_HOST	The host details of the database in the Plan system.
DB_PLAN_HOST_NAME	The database host name of the Plan system.
DB_PLAN_PORT	The database port number of the Plan system.
DB_PLAN	The database name for Plan.
DB_DRIVER	The database driver file name.
PROTOCOL	The protocol used. For example, <code>HTTP</code> or <code>HTTPS</code> .
MDB_ENCODING	The encoding format used for MariaDB.
MDB_COLLATION	Valid values are <code>utf8_general_ci</code> and <code>utf8_unicode_ci</code> .

Table 2. Miscellaneous Parameters (continued)

Parameter name	Parameter description
MAX_CONNECTIONS	The maximum concurrent connections supported.
IS_BASEVERSION_INSTALLED	Set to <code>TRUE</code> if the base version of Unica is installed during a Docker to Docker upgrade.
INSTALLATION_FLAG_CHECK_DIR	Directory path for installation flag files, used to determine if a specific version of Unica is already installed.
TARGET_VERSIONS	Comma-separated list of target versions of Unica to be installed (Example: 12.1.4,12.1.5,12.1.6,12.1.7,12.1.8).
ENABLE_LISTENER_FS_TO_PV	Set to <code>TRUE</code> to copy the listener file system (FS) to the persistent volume (PV), or <code>FALSE</code> to copy it to /opt inside the container.
IMPORT_DB2_USER_DB	Set to <code>TRUE</code> to import the user database for DB2.
IMPORT_NETEZZA_USER_DB	Set to <code>TRUE</code> to import the user database for Netezza.
IMPORT_ORACLE_USER_DB	Set to <code>TRUE</code> to import the user database for Oracle.

Table 3. Apache Tomcat Server restart-related parameters

Parameter name	Parameter description
PLAN_TOMCAT_CHECK_SERVICE	<code>TRUE</code>
INTERACT_TOMCAT_CHECK_SERVICE	<code>TRUE</code>
CAMPAIGN_TOMCAT_CHECK_SERVICE	<code>TRUE</code>
PLATFORM_TOMCAT_CHECK_SERVICE	<code>TRUE</code>
ASSET_TOMCAT_CHECK_SERVICE	<code>TRUE</code>
ASSET_TOMCAT_CHECK_SERVICE	<code>TRUE</code>
CENTRALIZEDOFFER_TOMCAT_CHECK_SERVICE	<code>TRUE</code>
INSIGHTS_TOMCAT_CHECK_SERVICE	<code>TRUE</code>
JOURNEY_TOMCAT_CHECK_SERVICE	<code>TRUE</code>
AudienceCentral_TOMCAT_CHECK_SERVICE	<code>TRUE</code>
ContactCentral_TOMCAT_CHECK_SERVICE	<code>TRUE</code>
SegmentationEngine_TOMCAT_CHECK_SERVICE	<code>TRUE</code>
SegmentCentral_TOMCAT_CHECK_SERVICE	<code>TRUE</code>
INTERACTDT_TOMCAT_CHECK_SERVICE	<code>TRUE</code>

Table 3. Apache Tomcat Server restart-related parameters (continued)

Parameter name	Parameter description
AUDIENCECENTRAL_TOMCAT_WAIT_TIME	90
CONTACTCENTRAL_TOMCAT_WAIT_TIME	90
SEGMENTATIONENGINE_TOMCAT_WAIT_TIME	90
SEGMENTCENTRAL_TOMCAT_WAIT_TIME	90
PLATFORM_TOMCAT_WAIT_TIME	90
PLAN_TOMCAT_WAIT_TIME	90
INTERACT_TOMCAT_WAIT_TIME	90
CAMPAIGN_TOMCAT_WAIT_TIME	90
ASSET_TOMCAT_WAIT_TIME	90
CENTRALIZEDOFFER_TOMCAT_WAIT_TIME	90
INSIGHTS_TOMCAT_WAIT_TIME	90
JOURNEY_TOMCAT_WAIT_TIME	90
INTERACTDT_TOMCAT_WAIT_TIME	90

If the JDBC URL contains additional properties, please use the parameters mentioned in the [Table 4: JDBC Parameters on page 9](#) table using the format provided in the following example:

```
jdbc:sqlserver://localhost;databaseName=AdventureWorks;MultiSubnetFailover=true;
```

Table 4. JDBC Parameters

Parameter name	Parameter description
JDBC_URL_PROD	JDBC URL of the Prod datasource of Interact.You can provide custom JDBC URL with JDBC properties.
JDBC_URL_TEST	JDBC URL of the Prod datasource of Test.You can provide custom JDBC URL with JDBC properties.
JDBC_URL_LRN	JDBC URL of the Prod datasource of learning.You can provide custom JDBC URL with JDBC properties.
JDBC_URL_INT05	JDBC URL of the Prod datasource of Interact.You can provide custom JDBC URL with JDBC properties.
JDBC_URL_INT	JDBC URL of the Prod datasource of Interact runtime.You can provide custom JDBC URL with JDBC properties.

Table 4. JDBC Parameters (continued)

Parameter name	Parameter description
JDBC_URL_PLATFORM	JDBC URL of the Prod datasource of platform. You can provide custom JDBC URL with JDBC properties.
JDBC_URL_CAMPAIGN	JDBC URL of the Prod datasource of Campaign. You can provide custom JDBC URL with JDBC properties.
JDBC_URL_PLAN	JDBC URL of the Prod datasource of Plan. You can provide custom JDBC URL with JDBC properties.
JDBC_URL_CONTACTCENTRAL	JDBC URL of the Prod datasource of Contact Central. You can provide custom JDBC URL with JDBC properties.
JDBC_URL_JOURNEY	JDBC URL of the Prod datasource of Journey. You can provide custom JDBC URL with JDBC properties.
JDBC_URL_JOURNEYREPORT	JDBC URL of the Prod datasource of Journey Report. You can provide custom JDBC URL with JDBC properties.

Table 5. Parameters when Installing 12.1.4 or Upgrading to 12.1.4

Parameter name	Parameter description
Details	<code>removeAbandoned</code> is a Flag to remove abandoned connections if they exceed the <code>removeAbandonedTimeout</code> .
testOnBorrow	Indicates whether objects are validated before being borrowed from the pool. For an efficient validation, if objects fail validation, they are dropped from the pool and the system attempts to borrow another object.
PLATFORM_DATA_SOURCE_PARAMETERS	<code>removeAbandonedTimeout='300';removeAbandoned='true';testOnBorrow='true'</code>
PLAN_DATA_SOURCE_PARAMETERS	<code>removeAbandonedTimeout='300';removeAbandoned='true';testOnBorrow='true'</code>
JOURNEYWEB_DATA_SOURCE_PARAMETERS	<code>removeAbandonedTimeout='300';removeAbandoned='true';testOnBorrow='true'</code>
JOURNEYREPORT_DATA_SOURCE_PARAMETERS	<code>removeAbandonedTimeout='300';removeAbandoned='true';testOnBorrow='true'</code>
CAMPAIGN_DATA_SOURCE_PARAMETERS	<code>removeAbandonedTimeout='300';removeAbandoned='true';testOnBorrow='true'</code>

Table 5. Parameters when Installing 12.1.4 or Upgrading to 12.1.4

(continued)

Parameter name	Parameter description
INTERACT_DATA_SOURCE_PARAMETERS	<code>removeAbandonedTimeout='300';removeAbandoned='true';testOnBorrow='true'</code>
INTERACT_PROD_DATA_SOURCE_PARAMETERS	<code>removeAbandonedTimeout='300';removeAbandoned='true';testOnBorrow='true'</code>
INTERACT_TEST_DATA_SOURCE_PARAMETERS	<code>removeAbandonedTimeout='300';removeAbandoned='true';testOnBorrow='true'</code>
INTERACT_LEARNING_DATA_SOURCE_PARAMETERS	<code>removeAbandonedTimeout='300';removeAbandoned='true';testOnBorrow='true'</code>
INTERACT_CHRH_DATA_SOURCE_PARAMETERS	<code>removeAbandonedTimeout='300';removeAbandoned='true';testOnBorrow='true'</code>
COLLABORATE_DATA_SOURCE_PARAMETERS	<code>removeAbandonedTimeout='300';removeAbandoned='true';testOnBorrow='true'</code>
CONTACTCENTRAL_DATA_SOURCE_PARAMETERS	<code>removeAbandonedTimeout='300';removeAbandoned='true';testOnBorrow='true'</code>

Table 6. JRE-related Parameters

Parameter name	Parameter description
INSTALL_COMMAND1	<code>"yum install java-n.n.n-openjdk -y"</code> . where <i>n.n.n</i> is the JRE version. For example, if your JRE version is 1.8.0, replace <i>n.n.n</i> by 1.8.0.
INSTALL_COMMAND2	<code>"cp -Lrf <jre-default-install-location> / docker/unica/JdbcDrivers"</code> where <code><jre-default-install-location></code> is the default install location of JRE. For example, if your default JRE installation location is <code>/usr/lib/jvm/jre</code> , replace <code><jre-default-install-location></code> by <code>/usr/lib/jvm/jre</code> .
DIRECTOR_JAVA_HOME	<code>"<Target-JRE-Path>"</code> For example, if your target path of JRE is <code>/docker/unica/JdbcDrivers/jre</code> , replace <code><Target-JRE-Path></code> by <code>/docker/unica/JdbcDrivers/jre</code> .

Table 7. Enabling Auto-restart of Services

Parameter name	Parameter description
PLATFORM_TOMCAT_CHECK_SERVICE	TRUE
ASSET_TOMCAT_CHECK_SERVICE	TRUE

The auto process restart scripts are integrated in the containers. If required, you can customize these scripts.

Table 8. Defining Wait Time for Unica Products

Unica application	Parameter	Value	Description
Unica Platform	PLATFORM_TOMCAT_WAIT_TIME	90	The wait time in seconds for Apache Tomcat server to start.
Unica Plan	PLAN_TOMCAT_WAIT_TIME	90	
Unica Interact	INTERACT_TOMCAT_WAIT_TIME	90	
Unica Campaign	CAMPAIGN_TOMCAT_WAIT_TIME	90	
Unica Content Integration	ASSET_TOMCAT_WAIT_TIME	90	
Unica Centralized Offer Management	CENTRALIZEDOFFER_TOMCAT_WAIT_TIME	90	
Unica Insights Reports	INSIGHTS_TOMCAT_WAIT_TIME	90	
Unica Journey	JOURNEY_TOMCAT_WAIT_TIME	90	

Example:

```
JOURNEY_TOMCAT_WAIT_TIME: "90"
```

Audience Central configurations

To configure Audience Central for Cloud Native Unica, make the necessary modifications to the `audiencecentral-configMap.yaml` file.

To access the `audiencecentral-configMap.yaml` file, navigate to `/unica/templates/` in the Unica charts folder. Open the file and make modifications to the following parameters:

Table 9. Common parameters for Audience Central

Parameter name	Parameter description
AUDIENCECENTRAL_PRODUCT_NAME	Audiencecentral
AUDIENCE_CENTRAL_WAR_NAME	AudienceCentral.war
AUDIENCECENTRAL_APPLICATION_NAME	audiencecentral
AUDIENCECENTRAL_DOMAIN_USERNAME	root
AUDIENCECENTRAL_DOMAIN_PASSWORD	unica*03

Table 10. Application Server-related parameters for Audience Central

Parameter name	Parameter description
AUDIENCECENTRAL_HOST_NAME	{{ .Release.Name }}-unica-audiencecentral
AUDIENCECENTRAL_MANAGEMENT_PORT	9065
AUDIENCECENTRAL_MANAGEMENT_HTTPS_PORT	9994
AUDIENCECENTRAL_AJP_PORT	8009
AUDIENCECENTRAL_HTTP_PORT	9139
AUDIENCECENTRAL_HTTPS_PORT	9445
AUDIENCECENTRAL_RECOVERY_ENV_PORT	4713
AUDIENCECENTRAL_STATUS_MANAGER_PORT	4714
AUDIENCECENTRAL_MIN_HEAP	1024m
AUDIENCECENTRAL_MAX_HEAP	2048m
AUDIENCECENTRAL_URL	{{ include ip.protocol . }}://{{ .Values.service.hostname }}/Audie nceCentral
AUDIENCECENTRAL_INTERNAL_URL	http://{{ .Release.Name }}-unica-audiencecentral:9139/A udienceCentral
PRODUCT_OPTS_AUDIENCECENTRAL	-DAUDIENCE_CENTRAL_HOME=/docker/unica/AudienceCentral/ -DENABLE_NON_PROD_MODE=true

Table 11. Database-related parameters for Audience Central

Parameter name	Parameter description
AUDIENCECENTRAL_USER_JNDI_NAME	{{ .Values.audiencecentralData.audiencecentralConfigMap Data.AUDIENCECENTRAL_USER_JNDI_NAME }}

Table 11. Database-related parameters for Audience Central (continued)

Parameter name	Parameter description
AUDIENCECENTRAL_USER_POOL_NAME	{{ .Values.audiencecentralData.audiencecentralConfigMapData.AUDIENCECENTRAL_USER_POOL_NAME }}
AUDIENCECENTRAL_USER_DATABASE_HOST	{{ .Values.audiencecentralData.audiencecentralConfigMapData.AUDIENCECENTRAL_USER_DATABASE_HOST }}
AUDIENCECENTRAL_USER_DATABASE_PORT	{{ .Values.audiencecentralData.audiencecentralConfigMapData.AUDIENCECENTRAL_USER_DATABASE_PORT }}
AUDIENCECENTRAL_USER_DATABASE_NAME	{{ .Values.audiencecentralData.audiencecentralConfigMapData.AUDIENCECENTRAL_USER_DATABASE_NAME }}
AUDIENCECENTRAL_USER_DATABASE_USERNAME	{{ .Values.audiencecentralData.audiencecentralConfigMapData.AUDIENCECENTRAL_USER_DATABASE_USERNAME }}
AUDIENCECENTRAL_USER_DATABASE_PASSWORD	{{ .Values.audiencecentralData.audiencecentralConfigMapData.AUDIENCECENTRAL_USER_DATABASE_PASSWORD }}
AUDIENCECENTRAL_USER_DS_INITIAL_SIZE	{{ .Values.audiencecentralData.audiencecentralDSMData.AUDIENCECENTRAL_USER_DS_INITIAL_SIZE }}
AUDIENCECENTRAL_USER_DS_MIN_IDLE	{{ .Values.audiencecentralData.audiencecentralDSMData.AUDIENCECENTRAL_USER_DS_MIN_IDLE }}
AUDIENCECENTRAL_USER_DS_MAX_IDLE	{{ .Values.audiencecentralData.audiencecentralDSMData.AUDIENCECENTRAL_USER_DS_MAX_IDLE }}
AUDIENCECENTRAL_USER_DS_MAX_TOTAL	{{ .Values.audiencecentralData.audiencecentralDSMData.AUDIENCECENTRAL_USER_DS_MAX_TOTAL }}
AUDIENCECENTRAL_USER_DS_STATEMENT_CACHE_SIZE	{{ .Values.audiencecentralData.audiencecentralDSMData.AUDIENCECENTRAL_USER_DS_STATEMENT_CACHE_SIZE }}
AUDIENCECENTRAL_USER_DATA_SOURCE_PARAMETERS	{{ .Values.audiencecentralData.audiencecentralDSMData.AUDIENCECENTRAL_USER_DATA_SOURCE_PARAMETERS }}

Campaign configurations

To configure Campaign for Cloud Native Unica, make the necessary modifications to the `campaign-configMap.yaml` file.

To access the `campaign-configMap.yaml` file, navigate to `/unica/templates/` in the Unica charts folder. Open the file and make modifications to the following parameters:

Table 12. Common Campaign parameters

Parameter name	Parameter description
CAMPAIGN_JNDI_NAME	JNDI name for Campaign.
CAMPAIGN_POOL_NAME	Pool name for Campaign.
PRODUCT_OPTS_CAMPAIGN	Product specific options for Campaign.
CAMPAIGN_PRODUCT_NAME	The name assigned for Campaign.
CAMPAIGN_WAR_NAME	The name of the WAR file.
CAMPAIGN_APPLICATION_NAME	The name of the main application. For example, Unica.
CAMPAIGN_DOMAIN_USERNAME	The domain username for Campaign.
CAMPAIGN_DOMAIN_PASSWORD	The domain password for Campaign.
USER_DB2_HOST_NAME	The host name of the DB2 user.
CAMP_MAX_HEADER_SIZE	The maximum size allowed for the header. For example, 8192.

Table 13. Database-related parameters for Campaign


Parameter name	Parameter description
CAMPAIGN_DATABASE_HOST	Host system details of the system hosting the Campaign database.
CAMPAIGN_DATABASE_PORT	Port number of the Campaign database.
CAMPAIGN_DATABASE_NAME	Name of the Campaign database.
CAMPAIGN_DATABASE_USERNAME	Username to access the Campaign database.
CAMPAIGN_DATABASE_PASSWORD	Password to access the Campaign database.
DB2_CLIENT_INSTALL_COMMAND	Command to install the DB2 client on listener pod.
DB2_CLIENT_INSTALL_COMMAND_SCRIPT	 Note: Use the scripts configured on Unica helm charts to install any other database clients automatically and seamlessly. Path of the test scripts to install client on listener pod (/bin/sh/db2.sh).
DB2_SETUP_FILE	Path of the tar/gz file of client
DB2_RESPONSE_FILE	Path of response file to install client.

Table 13. Database-related parameters for Campaign (continued)


Parameter name	Parameter description
LD_LIB_PATH	Path to the required shared libraries in the environment configuration script, <code>setenv.sh</code> , for Campaign.
SETENV_COMMAND1	Setting the variables for <code>setenv.sh</code> in the listener you can provide the command.
SETENV_COMMAND2	Setting the variables for <code>setenv.sh</code> in the listener you can provide the command.
SETENV_COMMAND3	Setting the variables for <code>setenv.sh</code> in the listener you can provide the command.
SETENV_SCRIPT	The location of the set environment script. Example: <code>/docker/unica/setenv_script.sh</code> .
CAMPAIGN_DS_INITIAL_SIZE	The initial size of the Campaign datasource connection pool.
CAMPAIGN_DS_MIN_IDLE	The minimum number of idle connections (not connected to a database) in the Campaign datasource connection pool.
CAMPAIGN_DS_MAX_IDLE	The maximum number of idle connections (not connected to a database) in the Campaign datasource connection pool. Any idle connections, which exceeds the configured value, will be removed from the pool.
CAMPAIGN_DS_MAX_TOTAL	The maximum number of connections that the Campaign datasource can hold. If the number of connection requests exceed the configured value, the connection will be refused.
CAMPAIGN_DS_STATEMENT_CACHE_SIZE	Maximum number of statements that can be cached in the Campaign datasource. Statement caching improves performance by caching executable statements that are used repeatedly.
MARIADB_CLIENT_INSTALL_COMMAND	Command to install the MariaDB client on the listener pod.
MARIADB_CLIENT_INSTALL_SCRIPT	 Note: Use the scripts configured on Unica helm charts to install any other database clients automatically and seamlessly. Path of the test scripts to install database client on the listener pod (<code>/docker/unica/mariadb.sh</code>). You can

Table 13. Database-related parameters for Campaign (continued)



Parameter name	Parameter description
	<p>write the set of command in this file to install the client and it is executed during the startup of the listener pod.</p> <p>Example</p> <pre>install /docker/unica/libmaodbc.so /usr/lib64/ yum install -y unixODBC yum install -y compat-openssl10</pre>
ORACLE_CLIENT_INSTALL_SCRIPT	<p> Note: Use the scripts configured on Unica helm charts to install any other database clients automatically and seamlessly.</p> <p>Path of the test scripts to install database client on the listener pod (<code>/docker/unica/oracle.sh</code>). You can write the set of command in this file to install the client and it is executed during the startup of the listener pod.</p> <p>Example</p> <pre>yum install -y libaio cp /usr/lib64/libnsl.so.2.0.0 / usr/lib64/libnsl.so.1</pre>
SQLSERVER_CLIENT_INSTALL_SCRIPT	<p> Note: Use the scripts configured on Unica helm charts to install any other database clients automatically and seamlessly.</p> <p>Path of the test scripts to install client on listener pod (<code>/bin/sh/sqlserver.sh</code>).</p>
USER_DB2_PORT	The port number to access the DB2 database.
USER_DB2_DB_NAME	The name of the DB2 database user.
USER_DB2_DB_USER	The username of the DB2 database user.
USER_DB2_DB_USER_PASSWORD	The password for the DB2 database user.
ASM_User_For_DB2_Credentials	The <code>asm_admin</code> credentials for DB2 datasource.
ASM_User_NZ_Data_Source_Name	The <code>asm_admin</code> user configured for the NZ datasource.
ASM_User_For_SQLSERVER_Credentials	The <code>asm_admin</code> credentials for SQL Server datasource.
ASM_User_SQLSERVER_Data_Source_Name	The <code>asm_admin</code> user configured for the SQL Server datasource.

Table 13. Database-related parameters for Campaign (continued)

Parameter name	Parameter description
ASM_User_DB2_Data_Source_Name	The <code>asm_admin</code> user configured for the DB2 datasource.
ASM_User_ORA_Data_Source_Name	The <code>asm_admin</code> user configured for the Oracle datasource.
ASM_User_For_ORA_Credentials	The <code>asm_admin</code> credentials for the Oracle datasource.
USER_ORA_DB_USERNAME	The username of the Oracle database user.
USER_ORA_DB_USER_PASSWORD	The password of the Oracle database user.
USER_ORA_PORT	The port number of the of the configured database user.
USER_ORA_SID	The SID details of the Oracle user.
ASM_User_NZ_Data_Source_Name	The <code>asm_admin</code> user configured for the NZ datasource.
ASM_User_For_NZ_Credentials	The <code>asm_admin</code> credentials for the NZ datasource.
USER_NZ_DB_USERNAME	The username of the NZ database user.
USER_NZ_DB_USER_PASSWORD	The password for the NZ database user.
USER_NZ_HOST_NAME	The host name of the NZ database user.
USER_NZ_PORT	The port number to access the NZ database.
USER_NZ_DB_NAME	The database name of the NZ database user.
USER_MARIA_HOST_NAME	The host name of the MariaDB database user.
USER_SQLSERVER_DB_NAME	The database name of the SQL Server database user.
USER_SQLSERVER_HOST_NAME	The host name of the SQL Server database user.
USER_SQLSERVER_PORT	The port number to access the SQL Server database.
USER_SQLSERVER_NAME	The host name of the SQL Server database user.
USER_SQLSERVER_USER	The username of the SQL Server database user.
CAMPAIGN_DSN_NAME	The <code>dbaname</code> value of the respective database.
ORACLE_ODBC_DRIVER	The path or the location of the Oracle ODBC driver on your system.
DB_TEMPLATE	The name of the database template used. This is used for configuring ODBC connection in Oracle.

Table 14. Application Server-related parameters for Campaign

Parameter name	Parameter description
CAMPAIGN_URL	The URL to access Campaign.

Table 14. Application Server-related parameters for Campaign (continued)

Parameter name	Parameter description
CAMP_HOST_NAME	The system host name of Campaign.
CAMP_MANAGEMENT_PORT	The management port number for the Campaign system.
CAMP_MANAGEMENT_HTTPS_PORT	The management HTTPS port number for the Campaign system.
CAMP_AJP_PORT	The AJP port number for the Campaign system.
CAMP_HTTP_PORT	The HTTP port number for the Campaign system.
CAMP_HTTPS_PORT	The HTTPS port number for the Campaign system.
CAMP_RECOVERY_ENV_PORT	The recovery environment port number of the Campaign system.
CAMP_STATUS_MANAGER_PORT	The status manager port number of the Campaign system.
CAMP_MIN_HEAP	The maximum heap size allocated for Campaign.
CAMP_MAX_HEAP	The maximum heap size allocated for Campaign.

Table 15. Listener-related parameters for Campaign

Parameter name	Parameter description
LISTENER_HOST_NAME	The hostname of the Listener.
LISTENER_PORT	The port number of the Listener.
LISTENER_TYPE	Specify the type of Listener.
CLUSTER_DOMAIN	Define the cluster domain. For example, <code>listener.default.svc.cluster.local</code> .
SSL_FOR_PORT2	SSL server port 2.
SERVER_PORT2	Server port 2.
MASTER_LISTENER_PRIORITY	Define the Listener priority.
LOAD_BALANCE_WEIGHT	The load balance weight of the Listener.
CAMP_HOSTNAME	The host name of the Campaign system.
CAMPPORT	The deployment port for Campaign.
CLUSTER_DEPLOYMENT	Set <code>TRUE</code> if clustered deployment is supported or <code>FALSE</code> if clustered deployment is not supported.

Table 15. Listener-related parameters for Campaign (continued)

Parameter name	Parameter description
ORACLE_CLIENT_SETUP_FILE_EXTRACT_COMMAND	The command to extract the Oracle <code>tar/gz</code> client setup file
DB2_CLIENT_SETUP_FILE_EXTRACT_COMMAND	The command to extract the DB2 <code>tar/gz</code> client setup file
SETENV_SCRIPT	The command to set the environment. <code>setenv_script.sh</code> .

Centralized Offer Management configurations

To configure Centralized Offer Management for Cloud Native Unica, make the necessary modifications to the `offer-configMap.yaml` file.

To access the `offer-configMap.yaml` file, navigate to `/unica/templates/` in the Unica charts folder. Open the file and make modifications to the following parameters:

Table 16. Application server-related parameters of Centralized Offer Management

Parameter name	Parameter definition
COM_HOST_NAME	The system host name of Centralized Offer Management.
COM_MANAGEMENT_PORT	The management port number for the Centralized Offer Management system.
COM_MANAGEMENT_HTTPS_PORT	The management <code>HTTPS</code> port number for the Centralized Offer Management system.
COM_AJP_PORT	The <code>AJP</code> port number for the Centralized Offer Management system.
COM_HTTP_PORT	The <code>HTTP</code> port number for the Centralized Offer Management system.
COM_HTTPS_PORT	The <code>HTTPS</code> port number for the Centralized Offer Management system.
COM_RECOVERY_ENV_PORT	The recovery environment port number of the Centralized Offer Management system.
COM_STATUS_MANAGER_PORT	The status manager port number of the Centralized Offer Management system.
COM_MIN_HEAP	The minimum heap size allocated for Centralized Offer Management.

Table 16. Application server-related parameters of Centralized Offer Management (continued)

Parameter name	Parameter definition
COM_MAX_HEAP	The maximum heap size allocated for Centralized Offer Management.

Table 17. Common parameters of Centralized Offer Management

Parameter name	Parameter description
PRODUCT_OPTS_COM	Product specific options for Centralized Offer Management.
COM_PRODUCT_NAME	The name assigned for Centralized Offer Management.
CENTRALIZED_OFFERS_WAR_NAME	The name of the <code>WAR</code> file.
COM_APPLICATION_NAME	The name of the main application. For example, <code>Unica</code> .
COM_DOMAIN_USERNAME	The domain username for Centralized Offer Management.
COM_DOMAIN_PASSWORD	The domain password for Centralized Offer Management.

Collaborate configurations

To configure the Collaborate for Cloud Native Unica, make the necessary modifications to the `collaborate-configMap.yaml` file.

To access the `collaborate-configMap.yaml` file, navigate to `/unica/templates/` in the Unica charts folder. Open the file and make modifications to the following parameters:

Table 18. Common parameters of Collaborate configuration

Parameter name	Parameter description
COLLABORATE_HOST	The name of the Collaborate host system.
COLLABORATE_PORT	The port number of the Collaborate host system.
COLLABORATE_JNDI_NAME	<code>JNDI</code> name for Collaborate.
COLLABORATE_POOL_NAME	Pool name for Collaborate.
COLLABORATE_USER_JNDI_NAME	<code>JNDI</code> name for the Collaborate user.
COLLABORATE_USER_POOL_NAME	Pool name for the Collaborate user.
PRODUCT_OPTS_COLLABORATE	Product-specific options for Collaborate.
COLLABORATE_PRODUCT_NAME	The name assigned for Collaborate.
COLLABORATE_WAR_NAME	The name of the <code>WAR</code> file.

Table 18. Common parameters of Collaborate configuration (continued)

Parameter name	Parameter description
COLLABORATE_APPLICATION_NAME	The name of the main application. For example, <code>unica</code> .
COLLABORATE_DOMAIN_USERNAME	The domain username for Collaborate.
COLLABORATE_DOMAIN_PASSWORD	The domain password for Collaborate.
COLLABORATE_HOME	The home directory for the Collaborate system.

Table 19. Database parameters of Collaborate configuration

Parameter name	Parameter description
COLLABORATE_DATABASE_HOST	Host system details of the system hosting the Collaborate database.
COLLABORATE_DATABASE_PORT	Port number of the Collaborate database.
COLLABORATE_DATABASE_USERNAME	Username to access the Collaborate database.
COLLABORATE_DATABASE_PASSWORD	Password to access the Collaborate database.
COLLABORATE_DATABASE_NAME	Name of the Collaborate database.
COLLABORATE_USER_DATABASE_HOST	Host system details of the system hosting the Collaborate database user.
COLLABORATE_USER_DATABASE_PORT	Port number of the Collaborate database user.
COLLABORATE_USER_DATABASE_USERNAME	Username to access the Collaborate database user.
COLLABORATE_USER_DATABASE_PASSWORD	Password to access the Collaborate database user.
COLLABORATE_USER_DATABASE_NAME	Name of the Collaborate database user.
COLLABORATE_DS_INITIAL_SIZE	The initial size of the Collaborate datasource connection pool.
COLLABORATE_DS_MIN_IDLE	The minimum number of idle connections (not connected to a database) in the Collaborate datasource connection pool.
COLLABORATE_DS_MAX_IDLE	The maximum number of idle connections (not connected to a database) in the Collaborate datasource connection pool. Any idle connections, which exceeds the configured value, will be removed from the pool.
COLLABORATE_DS_MAX_TOTAL	The maximum number of connections that the Collaborate datasource can hold. If the number of

Table 19. Database parameters of Collaborate configuration (continued)

Parameter name	Parameter description
	connection requests exceed the configured value, the connection will be refused.
COLLABORATE_DS_STATEMENT_CACHE_SIZE	Maximum number of statements that can be cached in the Collaborate datasource. Statement caching improves performance by caching executable statements that are used repeatedly.
COLLABORATE_USER_DS_INITIAL_SIZE	The initial size of the Collaborate user datasource connection pool.
COLLABORATE_USER_DS_MIN_IDLE	The minimum number of idle connections (not connected to a database) in the Collaborate user datasource connection pool.
COLLABORATE_USER_DS_MAX_IDLE	The maximum number of idle connections (not connected to a database) in the Collaborate user datasource connection pool. Any idle connections, which exceeds the configured value, will be removed from the pool.
COLLABORATE_USER_DS_MAX_TOTAL	The maximum number of connections that the Collaborate user datasource can hold. If the number of connection requests exceed the configured value, the connection will be refused.
COLLABORATE_USER_DS_STATEMENT_CACHE_SIZE	Maximum number of statements that can be cached in the Collaborate user datasource. Statement caching improves performance by caching executable statements that are used repeatedly.

Table 20. Application server parameters of Collaborate configuration

Parameter name	Parameter description
COLLABORATE_URL	The <code>URL</code> to access Collaborate.
COLLABORATE_HOST_NAME	The system host name of Collaborate.
COLLABORATE_MANAGEMENT_PORT	The management port number for the Collaborate system.
COLLABORATE_MANAGEMENT_HTTPS_PORT	The management <code>HTTPS</code> port number for the Collaborate system.
COLLABORATE_AJP_PORT	The <code>AJP</code> port number for the Collaborate system.
COLLABORATE_HTTP_PORT	The <code>HTTP</code> port number for the Collaborate system.

Table 20. Application server parameters of Collaborate configuration (continued)

Parameter name	Parameter description
COLLABORATE_HTTPS_PORT	The HTTPS port number for the Collaborate system.
COLLABORATE_RECOVERY_ENV_PORT	The recovery environment port number of the Collaborate system.
COLLABORATE_STATUS_MANAGER_PORT	The status manager port number of the Collaborate system.
COLLABORATE_MIN_HEAP	The maximum heap size allocated for Collaborate.
COLLABORATE_MAX_HEAP	The maximum heap size allocated for Collaborate.

Contact Central configurations

To configure Contact Central for Cloud Native Unica, make the necessary modifications to the `contactcentral-configMap.yaml` file.

To access the `contactcentral-configMap.yaml` file, navigate to `/unica/templates/` in the Unica charts folder. Open the file and make modifications to the following parameters:

Table 21. Common Contact Central parameters

Parameter name	Parameter description
CONTACTCENTRAL_JNDI_NAME	JNDI name for Contact Central.
CONTACTCENTRAL_POOL_NAME	Pool name for Contact Central.
CONTACTCENTRAL_URL	The URL to access Contact Central.
CONTACTCENTRAL_INTERNAL_URL	The internal URL to access/link Contact Central from other applications.
PRODUCT_OPTS_CONTACTCENTRAL	Product specific options for Contact Central.
CONTACTCENTRAL_PRODUCT_NAME	The name assigned for Contact Central.
CONTACT_CENTRAL_WAR_NAME	The name of the WAR file.
CONTACTCENTRAL_APPLICATION_NAME	The name of the main application. For example, <code>unica</code> .
CONTACTCENTRAL_DOMAIN_USERNAME	The domain username for Contact Central.
CONTACTCENTRAL_DOMAIN_PASSWORD	The domain password for Contact Central.

Table 22. Database-related parameters for Contact Central

Parameter name	Parameter description
CONTACTCENTRAL_DATABASE_HOST	Host system details of the system hosting the Contact Central database.
CONTACTCENTRAL_DATABASE_PORT	Port number of the Contact Central database.
CONTACTCENTRAL_DATABASE_USERNAME	Username to access the Contact Central database.
CONTACTCENTRAL_DATABASE_PASSWORD	Password to access the Contact Central database.
CONTACTCENTRAL_DATABASE_NAME	Name of the Contact Central database.
CONTACTCENTRAL_DS_INITIAL_SIZE	The initial size of the Contact Central datasource connection pool.
CONTACTCENTRAL_DS_MIN_IDLE	The minimum number of idle connections (not connected to a database) in the Contact Central datasource connection pool.
CONTACTCENTRAL_DS_MAX_IDLE	The maximum number of idle connections (not connected to a database) in the Contact Central datasource connection pool. Any idle connections, which exceeds the configured value, will be removed from the pool.
CONTACTCENTRAL_DS_MAX_TOTAL	The maximum number of connections that the Contact Central datasource can hold. If the number of connection requests exceed the configured value, the connection will be refused.
CONTACTCENTRAL_DS_STATEMENT_CACHE_SIZE	Maximum number of statements that can be cached in the Contact Central datasource. Statement caching improves performance by caching executable statements that are used repeatedly.

Table 23. Application Server-related parameters for Contact Central

Parameter name	Parameter description
CONTACTCENTRAL_HOST_NAME	The system host name of Contact Central.
CONTACTCENTRAL_MANAGEMENT_PORT	The management port number for the Contact Central system.
CONTACTCENTRAL_MANAGEMENT_HTTPS_PORT	The management HTTPS port number for the Contact Central system.
CONTACTCENTRAL_AJP_PORT	The AJP port number for the Contact Central system.
CONTACTCENTRAL_HTTP_PORT	The HTTP port number for the Contact Central system.

Table 23. Application Server-related parameters for Contact Central (continued)

Parameter name	Parameter description
CONTACTCENTRAL_HTTPS_PORT	The HTTPS port number for the Contact Central system.
CONTACTCENTRAL_RECOVERY_ENV_PORT	The recovery environment port number of the Contact Central system.
CONTACTCENTRAL_STATUS_MANAGER_PORT	The status manager port number of the Contact Central system.
CONTACTCENTRAL_MIN_HEAP	The maximum heap size allocated for Contact Central.
CONTACTCENTRAL_MAX_HEAP	The maximum heap size allocated for Contact Central.
FORCE_INIT_TOMCAT	Set whether you want to force initialize Apache Tomcat. <code>TRUE</code> to activate for initialization and <code>FALSE</code> to deactivate force initialization.
TOMCAT_SHUTDOWN_PORT	The <code>TCP/IP</code> port number of the Apache Tomcat server waiting for a shutdown command.
TOMCAT_MAX_EXECUTOR_THREADS	The maximum number of threads (based on the <code>maxThreads</code> property of Apache Tomcat) used for <code>HTTP</code> connections.
TOMCAT_MIN_EXECUTOR_THREADS	The minimum number of threads (based on the <code>minSpareThreads</code> property of Apache Tomcat) that is always present in the thread pool.
TOMCAT_REDIRECT_PORT	The redirect port number (<code>redirectPort</code> property) of the Apache Tomcat server handling <code>SSL</code> connections.

Content Integration configurations

To configure Content Integration for Cloud Native Unica, make the necessary modifications to the `assetpicker-configMap.yaml` file.

To access the `assetpicker-configMap.yaml` file, navigate to `/unica/templates/` in the Unica charts folder. Open the file and make modifications to the following parameters:

Table 24. Application server-related parameters of Content Integration

Parameter name	Parameter description
ASSET_HOST_NAME	The system host name of Content Integration.
ASSET_MANAGEMENT_PORT	The management port number for the Content Integration system.

Table 24. Application server-related parameters of Content Integration (continued)

Parameter name	Parameter description
<code>ASSET_MANAGEMENT_HTTPS_PORT</code>	The management <code>HTTPS</code> port number for the Content Integration system.
<code>ASSET_AJP_PORT</code>	The <code>AJP</code> port number for the Content Integration system.
<code>ASSET_HTTP_PORT</code>	The <code>HTTP</code> port number for the Content Integration system.
<code>ASSET_HTTPS_PORT</code>	The <code>HTTPS</code> port number for the Content Integration system.
<code>ASSET_RECOVERY_ENV_PORT</code>	The recovery environment port number of the Content Integration system.
<code>ASSET_STATUS_MANAGER_PORT</code>	The status manager port number of the Content Integration system.
<code>PRODUCT_OPTS_ASSET</code>	Product specific options for Content Integration.

Director configurations

To configure Director for Cloud Native Unica, make the necessary modifications to the `director-configMap.yaml` file.

To access the `director-configMap.yaml` file, navigate to `/unica/templates/` in the Unica charts folder. Open the file and make modifications to the following parameters:

Table 25. Common parameters of Director

Parameter name	Parameter description
<code>activemq_enableEvents</code>	Valid values are <code>Yes</code> or <code>No</code> .
<code>activemq_url</code>	Active MQ URL. For example, <code>tcp://unica-omnix-unica-activemq:61616</code> .
<code>Data_Source_For_ActiveMQ_message_broker_credentials</code>	Data source for <code>ACTIVEMQ</code> . For example, <code>ACTIVEMQ_CRED_DS</code> .
<code>data_sources_for_activemq</code>	Platform username.
<code>activemq_queueName</code>	Flowchart information. For example, <code>campaign</code> .

Table 26. Configuration parameters of Director

Parameter name	Parameter description
<code>director_http_port</code>	Director server port. The default port is <code>9128</code> .
<code>director_file_down</code>	The download path used to store the downloaded log files from the Campaign server. For example, <code>/docker/unica/Director/Server/Downloads</code> .

Table 26. Configuration parameters of Director (continued)

Parameter name	Parameter description
<code>director_show_sql</code>	Valid values are <code>TRUE</code> or <code>FALSE</code> .
<code>director_accesstoken_validityseconds</code>	Director application session timed out token. For example, <code>10800</code> seconds.
<code>director_listener_profile_data_days</code>	Campaign listener CPU and Memory consumption data retention to 7 Days.

Table 27. Database-related parameters of Director

Parameter name	Parameter description
<code>director_db_name</code>	Director DB name.
<code>director_datasource_username</code>	Director database name or username.
<code>director_datasource_password</code>	Director database password.
<code>director_db_host_ip</code>	Director database machine host IP address.
<code>director_host_name</code>	Director database machine host name.
<code>director_db_port</code>	Director database machine port number.
<code>director_datasource_driverClassName</code>	Database driver class name.
<code>director_jpa_hibernate</code>	Database driver dialect name.
<code>director_ddl_auto</code>	Director database mode like create, update, or validate.
<code>director_db_url</code>	Director database URL.

Insights Reports configurations

To configure Insights Reports for Cloud Native Unica, make the necessary modifications to the `birt-configMap.yaml` file.

To access the `birt-configMap.yaml` file, navigate to `/unica/templates/` in the Unica charts folder. Open the file and make modifications to the following parameters:

Update the following configurations:

- configurations at Affinium | Plan | `umoConfiguration` | reports.
- `reportsAnalysisSectionHome` - Plan/Affinium Plan
- `reportsAnalysisTabHome` - Plan/Affinium Plan - Object Specific Reports

After updating the configurations, restart the pods for Plan and Insights Reports.

Table 28. Common Insights Reports parameters

Parameter name	Parameter description
INSIGHTS_PRODUCT_NAME	The name assigned for Insights Reports.
INSIGHTS_WAR_NAME	The name of the <code>WAR</code> file.
INSIGHTS_APPLICATION_NAME	The name of the main application. For example, <code>Unica</code> .
INSIGHTS_DOMAIN_USERNAME	The domain username for Insights Reports.
INSIGHTS_DOMAIN_PASSWORD	The domain password for Insights Reports.
PRODUCT_OPTS_INSIGHTS	Product specific options for Insights Reports.

Table 29. Application server-related Insights Reports parameters

Parameter name	Parameter description
INSIGHTS_HOST_NAME	The system host name of Insights Reports.
INSIGHTS_MANAGEMENT_PORT	The management port number for the Insights Reports system.
INSIGHTS_MANAGEMENT_HTTPS_PORT	The management <code>HTTPS</code> port number for the Insights Reports system.
INSIGHTS_AJP_PORT	The <code>AJP</code> port number for the Insights Reports system.
INSIGHTS_HTTP_PORT	The <code>HTTP</code> port number for the Insights Reports system.
INSIGHTS_HTTPS_PORT	The <code>HTTPS</code> port number for the Insights Reports system.
INSIGHTS_RECOVERY_ENV_PORT	The recovery environment port number of the Insights Reports system.
INSIGHTS_STATUS_MANAGER_PORT	The status manager port number of the Insights Reports system.
INSIGHTS_MIN_HEAP	The minimum heap size allocated for Insights Reports.
INSIGHTS_MAX_HEAP	The maximum heap size allocated for Insights Reports.

Interact configurations

To configure Interact for Cloud Native Unica, make the necessary modifications to the `interact-configMap.yaml` file.

To access the `interact-configMap.yaml` file, navigate to `/unica/templates/` in the Unica charts folder. Open the file and make modifications to the following parameters:

Table 30. Common parameters for Interact

Parameter name	Parameter description
CONTEXT_ROOTS	To enable multiple server groups in Interact. Ensure that the context root and deployment name are in sync. If you change the deployment name, remember to change the context root as well. For example, if server groups are named atm, callcenter, and web, define the deployment and services with similar names like interactatm, interactcallcenter, and interactweb and ensure that the CONTEXT_ROOT parameter contains the following values: <code>INTERACTATM; INTERACTCALLCENTER; INTERACTWEB.</code>
INTERACT_PROD_JNDI_NAME	<code>JNDI</code> name for Interact production.
INTERACT_PROD_POOL_NAME	Pool name for Interact production.
INTERACT_TEST_JNDI_NAME	<code>JNDI</code> name for Interact test.
INTERACT_TEST_POOL_NAME	Pool name for Interact test.
INTERACT_LEARNING_JNDI_NAME	<code>JNDI</code> name for Interact learning.
INTERACT_LEARNING_POOL_NAME	Pool name for Interact learning.
INTERACT_CHRH_JNDI_NAME	<code>JNDI</code> name for Interact CHRH.
INTERACT_CHRH_POOL_NAME	Pool name for Interact CHRH.
INTERACT05_JNDI_NAME	<code>JNDI</code> name for Interact05.
INTERACT05_POOL_NAME	Pool name for Interact05.
INTERACTATM_JNDI_NAME	<code>JNDI</code> name for Interact ATM.
INTERACTATM_POOL_NAME	Pool name for Interact ATM.
INTERACTCALLCNTR_JNDI_NAME	<code>JNDI</code> name for Interact Call Center.
INTERACTCALLCNTR_POOL_NAME	Pool name for Interact Call Center.
INTERACTWEB_JNDI_NAME	<code>JNDI</code> name for Interact Web.
INTERACTWEB_POOL_NAME	Pool name for Interact Web.
PRODUCT_OPTS_INTERACT	Product specific options for Interact.
TERM	The database host name.
INTERACT_PRODUCT_NAME	The name assigned for Interact.
INTERACT_WAR_NAME	The name of the <code>WAR</code> file.
INTERACT_APPLICATION_NAME	The name of the main application. For example, <code>Unica</code> .

Table 30. Common parameters for Interact (continued)

Parameter name	Parameter description
INTERACT_DOMAIN_USERNAME	The domain username for Interact.
INTERACT_DOMAIN_PASSWORD	The domain password for Interact.

Table 31. Platform server-related parameters of Interact

Parameter name	Parameter description
INTERACTATM_PLATFORM_DATABASE_HOST	Host system details of the system hosting the Platform-Interact ATM database.
INTERACTATM_PLATFORM_DATABASE_PORT	Port number of the Platform-Interact ATM database.
INTERACTATM_PLATFORM_DATABASE_USERNAME	Username to access the Platform-Interact ATM database.
INTERACTATM_PLATFORM_DATABASE_PASSWORD	Password to access the Platform-Interact ATM database.
INTERACTATM_PLATFORM_DATABASE_NAME	Name of the Interact Platform-Interact database.
INTERACTATM_PLATFORM_DS_INITIAL_SIZE	The initial size of the Platform-Interact ATM datasource connection pool.
INTERACTATM_PLATFORM_DS_MIN_IDLE	The minimum number of idle connections (not connected to a database) in the Platform-Interact ATM datasource connection pool.
INTERACTATM_PLATFORM_DS_MAX_IDLE	The maximum number of idle connections (not connected to a database) in the Platform-Interact ATM datasource connection pool. Any idle connections, which exceeds the configured value, will be removed from the pool.
INTERACTATM_PLATFORM_DS_MAX_TOTAL	The maximum number of connections that the Platform-Interact ATM datasource can hold. If the number of connection requests exceed the configured value, the connection will be refused.
INTERACTATM_PLATFORM_DS_STATEMENT_CACHE_SIZE	Maximum number of statements that can be cached in the Platform-Interact ATM datasource. Statement caching improves performance by caching executable statements that are used repeatedly.

Table 32. Server group-related database parameters of Interact

Parameter name	Parameter description
INTERACTATM_DATABASE_HOST	Host system details of the system hosting the Interact ATM database.

Table 32. Server group-related database parameters of Interact (continued)

Parameter name	Parameter description
INTERACTATM_DATABASE_PORT	Port number of the Interact ATM database.
INTERACTATM_DATABASE_USERNAME	Username to access the Interact ATM database.
INTERACTATM_DATABASE_PASSWORD	Password to access the Interact ATM database.
INTERACTATM_DATABASE_NAME	Name of the Interact ATM database.
INTERACTATM_DS_INITIAL_SIZE	The initial size of the Interact ATM datasource connection pool.
INTERACTATM_DS_MIN_IDLE	The minimum number of idle connections (not connected to a database) in the Interact ATM datasource connection pool.
INTERACTATM_DS_MAX_IDLE	The maximum number of idle connections (not connected to a database) in the Interact ATM datasource connection pool. Any idle connections, which exceeds the configured value, will be removed from the pool.
INTERACTATM_DS_MAX_TOTAL	The maximum number of connections that the Interact ATM datasource can hold. If the number of connection requests exceed the configured value, the connection will be refused.
INTERACTATM_DS_STATEMENT_CACHE_SIZE	Maximum number of statements that can be cached in the Interact ATM datasource. Statement caching improves performance by caching executable statements that are used repeatedly.
INTERACTWEB_DATABASE_HOST	Host system details of the system hosting the Interact Web database.
INTERACTWEB_DATABASE_PORT	Port number of the Interact Web database.
INTERACTWEB_DATABASE_USERNAME	Username to access the Interact Web database.
INTERACTWEB_DATABASE_PASSWORD	Password to access the Interact Web database.
INTERACTWEB_DATABASE_NAME	Name of the Interact Web database.
INTERACTWEB_DS_INITIAL_SIZE	The initial size of the Interact Web datasource connection pool.
INTERACTWEB_DS_MIN_IDLE	The minimum number of idle connections (not connected to a database) in the Interact Web datasource connection pool.

Table 32. Server group-related database parameters of Interact (continued)

Parameter name	Parameter description
INTERACTWEB_DS_MAX_IDLE	The maximum number of idle connections (not connected to a database) in the Interact Web datasource connection pool. Any idle connections, which exceeds the configured value, will be removed from the pool.
INTERACTWEB_DS_MAX_TOTAL	The maximum number of connections that the Interact Web datasource can hold. If the number of connection requests exceed the configured value, the connection will be refused.
INTERACTWEB_DS_STATEMENT_CACHE_SIZE	Maximum number of statements that can be cached in the Interact Web datasource. Statement caching improves performance by caching executable statements that are used repeatedly.
INTERACTCALLCNTR_DATABASE_HOST	Host system details of the system hosting the Interact Call Center database.
INTERACTCALLCNTR_DATABASE_PORT	Port number of the Interact Call Center database.
INTERACTCALLCNTR_DATABASE_USERNAME	Username to access the Interact Call Center database.
INTERACTCALLCNTR_DATABASE_PASSWORD	Password to access the Interact Call Center database.
INTERACTCALLCNTR_DATABASE_NAME	Name of the Interact Call Center database.
INTERACTCALLCNTR_DS_INITIAL_SIZE	The initial size of the Interact Call Center datasource connection pool.
INTERACTCALLCNTR_DS_MIN_IDLE	The minimum number of idle connections (not connected to a database) in the Interact Call Center datasource connection pool.
INTERACTCALLCNTR_DS_MAX_IDLE	The maximum number of idle connections (not connected to a database) in the Interact Call Center datasource connection pool. Any idle connections, which exceeds the configured value, will be removed from the pool.
INTERACTCALLCNTR_DS_MAX_TOTAL	The maximum number of connections that the Interact Call Center datasource can hold. If the number of connection requests exceed the configured value, the connection will be refused.
INTERACTCALLCNTR_DS_STATEMENT_CACHE_SIZE	Maximum number of statements that can be cached in the Interact Call Center datasource. Statement caching

Table 32. Server group-related database parameters of Interact (continued)

Parameter name	Parameter description
	improves performance by caching executable statements that are used repeatedly.

Table 33. Server-related database parameters of Interact

Parameter name	Parameter description
INTERACT_PROD_DATABASE_HOST	Host system details of the system hosting the Interact Production database.
INTERACT_PROD_DATABASE_PORT	Port number of the Interact Production database.
INTERACT_PROD_DATABASE_NAME	Username to access the Interact Production database.
INTERACT_PROD_DATABASE_USERNAME	Password to access the Interact Production database.
INTERACT_PROD_DATABASE_PASSWORD	Name of the Interact Production database.
INTERACT_PROD_DS_INITIAL_SIZE	The initial size of the Interact Production datasource connection pool.
INTERACT_PROD_DS_MIN_IDLE	The minimum number of idle connections (not connected to a database) in the Interact Production datasource connection pool.
INTERACT_PROD_DS_MAX_IDLE	The maximum number of idle connections (not connected to a database) in the Interact Production datasource connection pool. Any idle connections, which exceeds the configured value, will be removed from the pool.
INTERACT_PROD_DS_MAX_TOTAL	The maximum number of connections that the Interact Production datasource can hold. If the number of connection requests exceed the configured value, the connection will be refused.
INTERACT_PROD_DS_STATEMENT_CACHE_SIZE	Maximum number of statements that can be cached in the Interact Production datasource. Statement caching improves performance by caching executable statements that are used repeatedly.
INTERACT_PROD_DSN_NAME	The <code>dbname</code> of the respective database.
INTERACT_TEST_DATABASE_HOST	Host system details of the system hosting the Interact Test database.
INTERACT_TEST_DATABASE_PORT	Port number of the Interact Test database.
INTERACT_TEST_DATABASE_NAME	Username to access the Interact Test database.

Table 33. Server-related database parameters of Interact (continued)

Parameter name	Parameter description
INTERACT_TEST_DATABASE_USERNAME	Password to access the Interact Test database.
INTERACT_TEST_DATABASE_PASSWORD	Name of the Interact Test database.
INTERACT_TEST_DS_INITIAL_SIZE	The initial size of the Interact Test datasource connection pool.
INTERACT_TEST_DS_MIN_IDLE	The minimum number of idle connections (not connected to a database) in the Interact Test datasource connection pool.
INTERACT_TEST_DS_MAX_IDLE	The maximum number of idle connections (not connected to a database) in the Interact Test datasource connection pool. Any idle connections, which exceeds the configured value, will be removed from the pool.
INTERACT_TEST_DS_MAX_TOTAL	The maximum number of connections that the Interact Test datasource can hold. If the number of connection requests exceed the configured value, the connection will be refused.
INTERACT_TEST_DS_STATEMENT_CACHE_SIZE	Maximum number of statements that can be cached in the Interact Test datasource. Statement caching improves performance by caching executable statements that are used repeatedly.
INTERACT_TEST_DSN_NAME	The <code>dbname</code> of the respective database.
INTERACT_LEARNING_DATABASE_HOST	Host system details of the system hosting the Interact Learning database.
INTERACT_LEARNING_DATABASE_PORT	Port number of the Interact Learning database.
INTERACT_LEARNING_DATABASE_NAME	Username to access the Interact Learning database.
INTERACT_LEARNING_DATABASE_USERNAME	Password to access the Interact Learning database.
INTERACT_LEARNING_DATABASE_PASSWORD	Name of the Interact Learning database.
INTERACT_LEARNING_DS_INITIAL_SIZE	The initial size of the Interact Learning datasource connection pool.
INTERACT_LEARNING_DS_MIN_IDLE	The minimum number of idle connections (not connected to a database) in the Interact Learning datasource connection pool.
INTERACT_LEARNING_DS_MAX_IDLE	The maximum number of idle connections (not connected to a database) in the Interact Learning datasource

Table 33. Server-related database parameters of Interact (continued)

Parameter name	Parameter description
	connection pool. Any idle connections, which exceeds the configured value, will be removed from the pool.
INTERACT_LEARNING_DS_MAX_TOTAL	The maximum number of connections that the Interact Learning datasource can hold. If the number of connection requests exceed the configured value, the connection will be refused.
INTERACT_LEARNING_DS_STATEMENT_CACHE_SIZE	Maximum number of statements that can be cached in the Interact Learning datasource. Statement caching improves performance by caching executable statements that are used repeatedly.
INTERACT_CHRH_DATABASE_HOST	Host system details of the system hosting the Interact CHRH database.
INTERACT_CHRH_DATABASE_PORT	Port number of the Interact CHRH database.
INTERACT_CHRH_DATABASE_NAME	Username to access the Interact CHRH database.
INTERACT_CHRH_DATABASE_USERNAME	Password to access the Interact CHRH database.
INTERACT_CHRH_DATABASE_PASSWORD	Name of the Interact CHRH database.
INTERACT_CHRH_DS_INITIAL_SIZE	The initial size of the Interact CHRH datasource connection pool.
INTERACT_CHRH_DS_MIN_IDLE	The minimum number of idle connections (not connected to a database) in the Interact CHRH datasource connection pool.
INTERACT_CHRH_DS_MAX_IDLE	The maximum number of idle connections (not connected to a database) in the Interact CHRH datasource connection pool. Any idle connections, which exceeds the configured value, will be removed from the pool.
INTERACT_CHRH_DS_MAX_TOTAL	The maximum number of connections that the Interact CHRH datasource can hold. If the number of connection requests exceed the configured value, the connection will be refused.
INTERACT_CHRH_DS_STATEMENT_CACHE_SIZE	Maximum number of statements that can be cached in the Interact CHRH datasource. Statement caching improves performance by caching executable statements that are used repeatedly.

Table 33. Server-related database parameters of Interact (continued)

Parameter name	Parameter description
INTERACT05_DATABASE_HOST	Host system details of the system hosting the Interact05 database.
INTERACT05_DATABASE_PORT	Port number of the Interact05 database.
INTERACT05_DATABASE_NAME	Username to access the Interact05 database.
INTERACT05_DATABASE_USERNAME	Password to access the Interact05 database.
INTERACT05_DATABASE_PASSWORD	Name of the Interact05 database.
INTERACT05_DS_INITIAL_SIZE	The initial size of the Interact05 datasource connection pool.
INTERACT05_DS_MIN_IDLE	The minimum number of idle connections (not connected to a database) in the Interact05 datasource connection pool.
INTERACT05_DS_MAX_IDLE	The maximum number of idle connections (not connected to a database) in the Interact05 datasource connection pool. Any idle connections, which exceeds the configured value, will be removed from the pool.
INTERACT05_DS_MAX_TOTAL	The maximum number of connections that the Interact05 datasource can hold. If the number of connection requests exceed the configured value, the connection will be refused.
INTERACT05_DS_STATEMENT_CACHE_SIZE	Maximum number of statements that can be cached in the Interact05 datasource. Statement caching improves performance by caching executable statements that are used repeatedly.

Table 34. Application server-related parameters of Interact

Parameter name	Parameter description
INT_HOST_NAME	The system host name of Interact.
INT_MANAGEMENT_PORT	The management port number for the Interact system.
INT_MANAGEMENT_HTTPS_PORT	The management HTTPS port number for the Interact system.
INT_AJP_PORT	The AJP port number for the Interact system.
INT_HTTP_PORT	The HTTP port number for the Interact system.

Table 34. Application server-related parameters of Interact (continued)

Parameter name	Parameter description
INT_HTTPS_PORT	The <code>HTTPS</code> port number for the Interact system.
INT_RECOVERY_ENV_PORT	The recovery environment port number of the Interact system.
INT_STATUS_MANAGER_PORT	The status manager port number of the Interact system.
INT_MIN_HEAP	The maximum heap size allocated for Interact.
INT_MAX_HEAP	The maximum heap size allocated for Interact.

InteractDT configurations

To configure Interact DT for Cloud Native Unica, make the necessary modifications to the `interactDT-configMap.yaml` file.

To access the `interactDT-configMap.yaml` file, navigate to `/unica/templates/` in the Unica charts folder. Open the file and make modifications to the following parameters:

Table 35. Common parameters of InteractDT configuration

Parameter name	Parameter description
INTERACTDT_PRODUCT_NAME	The name assigned for InteractDT.
INTERACTDT_WAR_NAME	The name of the <code>WAR</code> file.
INTERACTDT_APPLICATION_NAME	The name of the main application. For example, <code>Unica</code> .
INTERACTDT_DOMAIN_USERNAME	The domain username for InteractDT.
INTERACTDT_DOMAIN_PASSWORD	The domain password for InteractDT.
WAR_SCRIPT_INTERACTDT	The path where the <code>WAR</code> execution script exists.
PRODUCT_OPTS_INTERACTDT	Product-specific options for InteractDT.

Table 36. Database-related parameters of Campaign

Parameter name	Parameter description
CAMPAIGN_JNDI_NAME	<code>JNDI</code> name for Campaign.
CAMPAIGN_POOL_NAME	Pool name for Campaign.
CAMPAIGN_DATA_SOURCE_PARAMETERS	Parameters related to Campaign Data Source. Add multiple parameters using <code>;</code> as the delimiter between parameters.

Table 36. Database-related parameters of Campaign (continued)

Parameter name	Parameter description
CAMPAIGN_DATABASE_HOST	Host system details of the system hosting the Campaign database.
CAMPAIGN_DATABASE_PORT	Port number of the Campaign database.
CAMPAIGN_DATABASE_NAME	Name of the Campaign database.
CAMPAIGN_DATABASE_USERNAME	Username to access the Campaign database.
CAMPAIGN_DATABASE_PASSWORD	Password to access the Campaign database.
CAMPAIGN_DSN_NAME	Name of the Campaign DSN.
CAMPAIGN_DS_INITIAL_SIZE	The initial size of the Campaign datasource connection pool.
CAMPAIGN_DS_MIN_IDLE	The minimum number of idle connections (not connected to a database) in the Campaign datasource connection pool.
CAMPAIGN_DS_MAX_IDLE	The maximum number of idle connections (not connected to a database) in the Campaign datasource connection pool. Any idle connections, which exceeds the configured value, will be removed from the pool.
CAMPAIGN_DS_MAX_TOTAL	The maximum number of connections that the Campaign datasource can hold. If the number of connection requests exceed the configured value, the connection will be refused.
CAMPAIGN_DS_STATEMENT_CACHE_SIZE	Maximum number of statements that can be cached in the Campaign datasource. Statement caching improves performance by caching executable statements that are used repeatedly.

Table 37. Application Server-related parameters for InteractDT

Parameter name	Parameter description
INTERACTDT_URL	The URL to access InteractDT.
INTERACTDT_HOST_NAME	The system host name of InteractDT.
INTERACTDT_MANAGEMENT_PORT	The management port number for the InteractDT system.
INTERACTDT_MANAGEMENT_HTTPS_PORT	The management HTTPS port number for the InteractDT system.

Table 37. Application Server-related parameters for InteractDT (continued)

Parameter name	Parameter description
INTERACTDT_AJP_PORT	The AJP port number for the InteractDT system.
INTERACTDT_HTTP_PORT	The HTTP port number for the InteractDT system.
INTERACTDT_HTTPS_PORT	The HTTPS port number for the InteractDT system.
INTERACTDT_RECOVERY_ENV_PORT	The recovery environment port number of the InteractDT system.
INTERACTDT_STATUS_MANAGER_PORT	The status manager port number of the InteractDT system.
INTERACTDT_MIN_HEAP	The maximum heap size allocated for InteractDT.
INTERACTDT_MAX_HEAP	The maximum heap size allocated for InteractDT.

Table 38. Interact DT upgrade-related parameters

IS_INTERACTDT_DDLS_EXECUTED	Parameter to indicate if Interact DDLS is executed. Valid values are <code>TRUE</code> or <code>FALSE</code> .
------------------------------------	--

Journey configurations

To configure the Journey server for Cloud Native Unica, make the necessary modifications to the `journey-configMap.yaml` file.

To access the `journey-configMap.yaml` file, navigate to `/unica/templates/` in the Unica charts folder. Open the file and make modifications to the following parameters:

Table 39. Common parameters of Journey

Parameter name	Parameter description
JOURNEY_HOST_NAME	The system host name of Journey.
JOURNEY_MANAGEMENT_PORT	The management port number for the Journey system.
JOURNEY_MANAGEMENT_HTTPS_PORT	The management <code>HTTPS</code> port number for the Journey system.
JOURNEY_AJP_PORT	The <code>AJP</code> port number for the Journey system.
JOURNEY_HTTP_PORT	The <code>HTTP</code> port number for the Journey system.
JOURNEY_HTTPS_PORT	The <code>HTTPS</code> port number for the Journey system.
JOURNEY_RECOVERY_ENV_PORT	The recovery environment port number of the Journey system.

Table 39. Common parameters of Journey (continued)

Parameter name	Parameter description
JOURNEY_STATUS_MANAGER_PORT	The status manager port number of the Journey system.
JOURNEY_MIN_HEAP	The maximum heap size allocated for Journey. For example, <code>1024m</code> .
JOURNEY_MAX_HEAP	The maximum heap size allocated for Journey. For example, <code>6614m</code> .
DB_TYPE_JOURNEY	The name of the database used by the Journey system. For example, <code>Oracle</code> .
DB_DRIVER_CLASS_JOURNEY	The class name of the Journey Database drivers. For example <code>oracle.jdbc.OracleDriver</code> .
JOURNEYREPORT_DB_NAME	The database name of the server hosting the Journey Reports. For example, <code>journeyuser</code> .

Journey web configurations

To configure the Journey web server for Cloud Native Unica, make the necessary modifications to the `journeyweb-configMap.yaml` file.

To access the `journeyweb-configMap.yaml` file, navigate to `/unica/templates/` in the Unica charts folder. Open the file and make modifications to the following parameters:

Table 40. Common parameters of Journey web configuration

Parameter name	Parameter description
JOURNEYWEB_JNDI_NAME	<code>JNDI</code> name for Journey web.
JOURNEYWEB_POOL_NAME	Pool name for Journey web.
PRODUCT_OPTS_PLATFORM	Product-specific options for Journey web.
JOURNEYWEB_PRODUCT_NAME	The name assigned for Journey web.
JOURNEYWEB_WAR_NAME	The name of the <code>WAR</code> file.
JOURNEYWEB_APPLICATION_NAME	The name of the main application. For example, <code>Unica</code> .
JOURNEYWEB_DOMAIN_USERNAME	The domain username for Journey web.
JOURNEYWEB_DOMAIN_PASSWORD	The domain password for Journey web.

Table 41. Database parameters of Journey web configuration

Parameter name	Parameter description
JOURNEYWEB_DATABASE_HOST	Host system details of the system hosting the Journey web database.
JOURNEYWEB_DATABASE_PORT	Port number of the Journey web database.
JOURNEYWEB_DATABASE_USERNAME	Username to access the Journey web database.
JOURNEYWEB_DATABASE_PASSWORD	Password to access the Journey web database.
JOURNEYWEB_DATABASE_NAME	Name of the Journey web database.
JOURNEYWEB_DS_INITIAL_SIZE	The initial size of the Journey web datasource connection pool.
JOURNEYWEB_DS_MIN_IDLE	The minimum number of idle connections (not connected to a database) in the Journey web datasource connection pool.
JOURNEYWEB_DS_MAX_IDLE	The maximum number of idle connections (not connected to a database) in the Journey web datasource connection pool. Any idle connections, which exceeds the configured value, will be removed from the pool.
JOURNEYWEB_DS_MAX_TOTAL	The maximum number of connections that the Journey web datasource can hold. If the number of connection requests exceed the configured value, the connection will be refused.
JOURNEYWEB_DS_STATEMENT_CACHE_SIZE	Maximum number of statements that can be cached in the Journey web datasource. Statement caching improves performance by caching executable statements that are used repeatedly.

Table 42. Application server parameters of Journey web configuration

Parameter name	Parameter description
JOURNEYWEB_URL	The URL to access Journey web.
JOURNEYWEB_HOST_NAME	The system host name of Journey web.
JOURNEYWEB_MANAGEMENT_PORT	The management port number for the Journey web system.
JOURNEYWEB_MANAGEMENT_HTTPS_PORT	The management <code>HTTPS</code> port number for the Journey web system.
JOURNEYWEB_AJP_PORT	The <code>AJP</code> port number for the Journey web system.

Table 42. Application server parameters of Journey web configuration (continued)

Parameter name	Parameter description
JOURNEYWEB_HTTP_PORT	The <code>HTTP</code> port number for the Journey web system.
JOURNEYWEB_HTTPS_PORT	The <code>HTTPS</code> port number for the Journey web system.
JOURNEYWEB_RECOVERY_ENV_PORT	The recovery environment port number of the Journey web system.
JOURNEYWEB_STATUS_MANAGER_PORT	The status manager port number of the Journey web system.
JOURNEYWEB_MIN_HEAP	The maximum heap size allocated for Journey web.
JOURNEYWEB_MAX_HEAP	The maximum heap size allocated for Journey web.

Table 43. Apache Tomcat server-specific parameters of Journey web configuration

Parameter name	Parameter description
TOMCAT_INSTALLER_TARGZ	The name of the Apache Tomcat installer <code>TARGZ</code> file.
TOMCAT_INSTALLER_UNZIP_DIRNAME	The location to extract the Apache Tomcat installer <code>TARGZ</code> file.
TOMCAT_INSTALL_LOCATION	The location to install Apache Tomcat.
TOMCAT_INSTALL_CHECK_LOCATION	
FORCE_INIT_TOMCAT	Set whether you want to force initialize Apache Tomcat. <code>TRUE</code> to activate for initialization and <code>FALSE</code> to deactivate force initialization.
TOMCAT_SHUTDOWN_PORT	The <code>TCP/IP</code> port number of the Apache Tomcat server waiting for a shutdown command.
TOMCAT_MAX_EXECUTOR_THREADS	The maximum number of threads (based on the <code>maxThreads</code> property of Apache Tomcat) used for <code>HTTP</code> connections.
TOMCAT_MIN_EXECUTOR_THREADS	The minimum number of threads (based on the <code>minSpareThreads</code> property of Apache Tomcat) that is always present in the thread pool.
TOMCAT_REDIRECT_PORT	The redirect port number (<code>redirectPort</code> property) of the Apache Tomcat server handling SSL connections.

Table 44. Other parameters of Journey web configuration

Parameter name	Parameter description
JOURNEYWEB_IP_FINDER_LIST	
JOURNEYWEB_MULTICAST_GROUP	
JOURNEYWEB_MULTICAST_PORT	
JOURNEYWEB_MULTICASE_ENABLED	
JOURNEYWEB_DEFAULT_DATA_REGION_MAX_SIZE	
JOURNEYWEB_GOAL_MAX_SIZE_ALLOWED	

Table 45. Configuration of Journey report parameters

Parameter name	Parameter description
JOURNEYREPORT_DATABASE_NAME	Name of the Journey report database.
JOURNEY_REPORT_DATABASE_USERNAME	Username to access the Journey report database.
JOURNEY_REPORT_DATABASE_PASSWORD	Password to access the Journey report database.
JOURNEYREPORT_DS_INITIAL_SIZE	The initial size of the Journey report datasource connection pool.
JOURNEYREPORT_DS_MIN_IDLE	The minimum number of idle connections (not connected to a database) in the Journey report datasource connection pool.
JOURNEYREPORT_DS_MAX_IDLE	The maximum number of idle connections (not connected to a database) in the Journey report datasource connection pool. Any idle connections, which exceeds the configured value, will be removed from the pool.
JOURNEYREPORT_DS_MAX_TOTAL	The maximum number of connections that the Journey report datasource can hold. If the number of connection requests exceed the configured value, the connection will be refused.
JOURNEYREPORT_DS_STATEMENT_CACHE_SIZE	Maximum number of statements that can be cached in the Journey report datasource. Statement caching improves performance by caching executable statements that are used repeatedly.
JOURNEYREPORT_JNDI_NAME	JNDI name for Journey report.
JOURNEYREPORT_POOL_NAME	Pool name for Journey report.

Table 45. Configuration of Journey report parameters (continued)

Parameter name	Parameter description
JOURNEYREPORT_DB_NAME	The database name of the server hosting the Journey Reports. For example, <code>journeyuser</code> .

Kafka configurations

To configure the Kafka server for Journey, make the necessary modifications to the `kafka-configMap.yaml` file.

To access the `kafka-configMap.yaml` file, navigate to `/unica/templates/` in the Unica charts folder. Open the file and make modifications to the following parameters:

Table 46. Database-parameters of Kafka configuration

Parameter name	Parameter description
JOURNEY_DATABASE_HOST	Host system details of the system hosting the Journey database.
JOURNEY_DATABASE_PORT	Port number of the Journey database.
JOURNEY_DATABASE_USERNAME	Username to access the Journey database.
JOURNEY_DATABASE_PASSWORD	Password to access the Journey database.
JOURNEY_DATABASE_NAME	Name of the Journey database.

Table 47. Common parameters of Kafka configuration

Parameter name	Parameter description
KAFKA_SERVER	The details of the system hosting the Kafka server.
KAFKA_HOST_NAME	The host name of the Kafka server. In case of multiple hosts, specify the value as follows: <pre>host1:port,host2:port,host3:port,...host<n></pre> Do not add port number for the last host.
KAFKA_PORT	The port number to access the Kafka server.
JOURNEY_HOST_NAME	The host name of the Journey server.
JOURNEY_PORT	The port number to access the Journey server.
ZOOKEEPER_PORT	

Plan configurations

To configure Plan for Cloud Native Unica, make the necessary modifications to the `plan-configMap.yaml` file.

To access the `plan-configMap.yaml` file, navigate to `/unica/templates/` in the Unica charts folder. Open the file and make modifications to the following parameters:

Table 48. Common parameters of Plan

Parameter name	Parameter description
PRODUCT_OPTS_PLAN	Product specific options for Plan.
PLAN_JNDI_NAME	JNDI name for Plan.
PLAN_POOL_NAME	Pool name for Plan.
PLAN_PRODUCT_NAME	The name assigned for Plan.
PLAN_WAR_NAME	The name of the <code>WAR</code> file.
PLAN_APPLICATION_NAME	The name of the main application. For example, <code>Unica</code> .
PLAN_DOMAIN_USERNAME	The domain username for Plan.
PLAN_DOMAIN_PASSWORD	The domain password for Plan.

Table 49. Application server-related parameters of Plan

Parameter name	Parameter description
PLAN_HOST_NAME	The system host name of Plan.
PLAN_MANAGEMENT_PORT	The management port number for the Plan system.
PLAN_MANAGEMENT_HTTPS_PORT	The management <code>HTTPS</code> port number for the Plan system.
PLAN_AJP_PORT	The <code>AJP</code> port number for the Plan system.
PLAN_HTTP_PORT	The <code>HTTP</code> port number for the Plan system.
PLAN_HTTPS_PORT	The <code>HTTPS</code> port number for the Plan system.
PLAN_RECOVERY_ENV_PORT	The recovery environment port number of the Plan system.
PLAN_STATUS_MANAGER_PORT	The status manager port number of the Plan system.
PLAN_MIN_HEAP	The minimum heap size allocated for Plan.
PLAN_MAX_HEAP	The maximum heap size allocated for Plan.
PLAN_URL	The URL to access Plan.

Table 50. Database-related parameters for Plan

Parameter name	Parameter description
PLAN_PORT	The port number to access the Plan system.

Table 50. Database-related parameters for Plan (continued)

Parameter name	Parameter description
PLAN_HOST	The host name of the Plan system.
DB_PLAN	The database name for Plan.
DB_PLAN_HOST	The host details of the database in the Plan system.
DB_PLAN_PORT	The database port number of the Plan system.
DB_PLAN_HOST_NAME	Host name of the system hosting the Plan database.
PLAN_DATABASE_HOST	Host system details of the system hosting the Plan database.
PLAN_DATABASE_PORT	Port number of the Plan database.
PLAN_DATABASE_NAME	Name of the Plan database.
PLAN_DATABASE_USERNAME	Username to access the Plan database.
PLAN_DATABASE_PASSWORD	Password to access the Plan database.
PLAN_DS_INITIAL_SIZE	The initial size of the Plan datasource connection pool.
PLAN_DS_MIN_IDLE	The minimum number of idle connections (not connected to a database) in the Plan datasource connection pool.
PLAN_DS_MAX_IDLE	The maximum number of idle connections (not connected to a database) in the Plan datasource connection pool. Any idle connections, which exceeds the configured value, will be removed from the pool.
PLAN_DS_MAX_TOTAL	The maximum number of connections that the Plan datasource can hold. If the number of connection requests exceed the configured value, the connection will be refused.
PLAN_DS_STATEMENT_CACHE_SIZE	Maximum number of statements that can be cached in the Plan datasource. Statement caching improves performance by caching executable statements that are used repeatedly.

Platform configurations

To configure Platform for Cloud Native Unica, make the necessary modifications to the `platform-configMap.yaml` file.

To access the `platform-configMap.yaml` file, navigate to `/unica/templates/` in the Unica charts folder. Open the file and make modifications to the following parameters:

Table 51. Common parameters of Platform

Parameter name	Parameter description
PLATFORM_JNDI_NAME	JNDI name for Platform.
PLATFORM_POOL_NAME	Pool name for Platform.
PRODUCT_OPTS_BASE	Base options for all products of Unica.
PRODUCT_OPTS_PLATFORM	Product specific options for Platform.
FORCE_INIT_WEBLOGIC	Set whether you want to force initialize WebLogic. <code>TRUE</code> to activate for initialization and <code>FALSE</code> to deactivate force initialization.
JAVA_HOME_WEBLOGIC	Location of Java Home on your system.
PLATFORM_PRODUCT_NAME	The name assigned for Platform.
PLATFORM_WAR_NAME	The name of the <code>WAR</code> file.
PLATFORM_APPLICATION_NAME	The name of the main application. For example, <code>Unica</code> .
PLATFORM_DOMAIN_USERNAME	The domain username for Platform.
PLATFORM_DOMAIN_PASSWORD	The domain password for Platform.
REPLACE_ADMIN_USR_NAME	
REPLACE_ADMIN_USR_PASSWORD	

Table 52. Database-related parameters of Platform

Parameter name	Parameter description
PLATFORM_DATABASE_HOST	Host system details of the system hosting the Platform database.
PLATFORM_DATABASE_PORT	Port number of the Platform database.
PLATFORM_DATABASE_USERNAME	Username to access the Platform database.
PLATFORM_DATABASE_PASSWORD	Password to access the Platform database.
PLATFORM_DATABASE_NAME	Name of the Platform database.
DB_PLAT	The database name for Platform.
PLATFORM_DS_INITIAL_SIZE	The initial size of the Platform datasource connection pool.
PLATFORM_DS_MIN_IDLE	The minimum number of idle connections (not connected to a database) in the Platform datasource connection pool.

Table 52. Database-related parameters of Platform (continued)

Parameter name	Parameter description
PLATFORM_DS_MAX_IDLE	The maximum number of idle connections (not connected to a database) in the Platform datasource connection pool. Any idle connections, which exceeds the configured value, will be removed from the pool.
PLATFORM_DS_MAX_TOTAL	The maximum number of connections that the Platform datasource can hold. If the number of connection requests exceed the configured value, the connection will be refused.
PLATFORM_DS_STATEMENT_CACHE_SIZE	Maximum number of statements that can be cached in the Platform datasource. Statement caching improves performance by caching executable statements that are used repeatedly.

Table 53. Application server-related parameters of Platform

Parameter name	Parameter description
MANAGER_URL	The URL to access Manager.
PLAT_HOST_NAME	The system host name of Platform.
PLAT_MANAGEMENT_PORT	The management port number for the Platform system.
PLAT_MANAGEMENT_HTTPS_PORT	The management <code>HTTPS</code> port number for the Platform system.
PLAT_AJP_PORT	The <code>AJP</code> port number for the Platform system.
PLAT_HTTP_PORT	The <code>HTTP</code> port number for the Platform system.
PLAT_HTTPS_PORT	The <code>HTTPS</code> port number for the Platform system.
PLAT_RECOVERY_ENV_PORT	The recovery environment port number of the Platform system.
PLAT_STATUS_MANAGER_PORT	The status manager port number of the Platform system.
PLAT_MIN_HEAP	The minimum heap size allocated for Platform.
PLAT_MAX_HEAP	The maximum heap size allocated for Platform.

Table 54. Apache Tomcat-specific parameters

Parameter name	Parameter description
TOMCAT_INSTALLER_TARGZ	The name of the Apache Tomcat installer <code>TARGZ</code> file.

Table 54. Apache Tomcat-specific parameters (continued)

Parameter name	Parameter description
TOMCAT_INSTALLER_UNZIP_DIRNAME	The location to extract the Apache Tomcat installer <code>TARGZ</code> file.
TOMCAT_INSTALL_LOCATION	The location to install Apache Tomcat.
FORCE_INIT_TOMCAT	Set whether you want to force initialize Apache Tomcat. <code>TRUE</code> to activate for initialization and <code>FALSE</code> to deactivate force initialization.
TOMCAT_SHUTDOWN_PORT	The <code>TCP/IP</code> port number of the Apache Tomcat server waiting for a shutdown command.
TOMCAT_MAX_EXECUTOR_THREADS	The maximum number of threads (based on the <code>maxThreads</code> property of Apache Tomcat) used for <code>HTTP</code> connections.
TOMCAT_MIN_EXECUTOR_THREADS	The minimum number of threads (based on the <code>minSpareThreads</code> property of Apache Tomcat) that is always present in the thread pool.
TOMCAT_REDIRECT_PORT	The redirect port number (<code>redirectPort</code> property) of the Apache Tomcat server handling <code>SSL</code> connections.

Segment Central configurations

To configure Segment Central for Cloud Native Unica, make the necessary modifications to the `segmentcentral-configMap.yaml` file.

To access the `segmentcentral-configMap.yaml` file, navigate to `/unica/templates/` in the Unica charts folder. Open the file and make modifications to the following parameters:

Table 55. Common parameters for Segment Central

Parameter name	Parameter description
SEGMENTCENTRAL_PRODUCT_NAME	<code>Segmentcentral</code>
SEGMENT_CENTRAL_WAR_NAME	<code>SegmentCentral.war</code>
SEGMENTCENTRAL_APPLICATION_NAME	<code>segmentcentral</code>
SEGMENTCENTRAL_DOMAIN_USERNAME	<code>root</code>
SEGMENTCENTRAL_DOMAIN_PASSWORD	<code>unica*03</code>
SEGMENTATIONENGINE_PRODUCT_NAME	<code>Segmentationengine</code>
SEGMENTATION_ENGINE_WAR_NAME	<code>SegmentationEngine.war</code>

Table 55. Common parameters for Segment Central (continued)

Parameter name	Parameter description
SEGMENTATIONENGINE_APPLICATION_NAME	segmentationengine
SEGMENTATIONENGINE_DOMAIN_USERNAME	root
SEGMENTATIONENGINE_DOMAIN_PASSWORD	unica*03

Table 56. Application Server-related parameters for Segment Central

Parameter name	Parameter description
SEGMENTCENTRAL_HOST_NAME	{{ .Release.Name }}-unica-segmentcentral
SEGMENTCENTRAL_MANAGEMENT_PORT	9066
SEGMENTCENTRAL_MANAGEMENT_HTTPS_PORT	9995
SEGMENTCENTRAL_AJP_PORT	8010
SEGMENTCENTRAL_HTTP_PORT	9140
SEGMENTCENTRAL_HTTPS_PORT	9446
SEGMENTCENTRAL_RECOVERY_ENV_PORT	4714
SEGMENTCENTRAL_STATUS_MANAGER_PORT	4715
SEGMENTCENTRAL_MIN_HEAP	1024m
SEGMENTCENTRAL_MAX_HEAP	2048m
SEGMENTCENTRAL_URL	{{ include ip.protocol . }}://{{ .Values.service.hostname }}/SegmentCentral
SEGMENTCENTRAL_INTERNAL_URL	http://{{ .Release.Name }}-unica-segmentcentral:9140/SegmentCentral
PRODUCT_OPTS_SEGMENTCENTRAL	-DSEGMENT_CENTRAL_HOME=/docker/unica/SegmentCentral/ -DENABLE_NON_PROD_MODE=true

Table 57. Application Server-related parameters for Segment Central Engine

Parameter name	Parameter description
SEGMENTATIONENGINE_HOST_NAME	{{ .Release.Name }}-unica-segmentationengine
SEGMENTATIONENGINE_MANAGEMENT_PORT	9067
SEGMENTATIONENGINE_MANAGEMENT_HTTPS_PORT	9996
SEGMENTATIONENGINE_AJP_PORT	8011

Table 57. Application Server-related parameters for Segment Central Engine (continued)

Parameter name	Parameter description
SEGMENTATIONENGINE_HTTP_PORT	9141
SEGMENTATIONENGINE_HTTPS_PORT	9447
SEGMENTATIONENGINE_RECOVERY_ENV_PORT	4715
SEGMENTATIONENGINE_STATUS_MANAGER_PORT	4716
SEGMENTATIONENGINE_MIN_HEAP	1024m
SEGMENTATIONENGINE_MAX_HEAP	2048m
SEGMENTATIONENGINE_INTERNAL_URL	http://{{ .Release.Name }}-unica-segmentationengine:9141/SegmentationEngine
PRODUCT_OPTS_SEGMENTATIONENGINE	-DSEGMENT_CENTRAL_HOME=/docker/unica/SegmentCentral/ -DENABLE_NON_PROD_MODE=true

Table 58. Database-related parameters for Segment Central

Parameter name	Parameter description
SEGMENTCENTRAL_USER_JNDI_NAME	{{ .Values.segmentcentralData.segmentcentralConfigMapData.SEGMENTCENTRAL_USER_JNDI_NAME }}
SEGMENTCENTRAL_USER_POOL_NAME	{{ .Values.segmentcentralData.segmentcentralConfigMapData.SEGMENTCENTRAL_USER_POOL_NAME }}
SEGMENTCENTRAL_USER_DATABASE_HOST	{{ .Values.segmentcentralData.segmentcentralConfigMapData.SEGMENTCENTRAL_USER_DATABASE_HOST }}
SEGMENTCENTRAL_USER_DATABASE_PORT	{{ .Values.segmentcentralData.segmentcentralConfigMapData.SEGMENTCENTRAL_USER_DATABASE_PORT }}
SEGMENTCENTRAL_USER_DATABASE_NAME	{{ .Values.segmentcentralData.segmentcentralConfigMapData.SEGMENTCENTRAL_USER_DATABASE_NAME }}
SEGMENTCENTRAL_USER_DATABASE_USERNAME	{{ .Values.segmentcentralData.segmentcentralConfigMapData.SEGMENTCENTRAL_USER_DATABASE_USERNAME }}
SEGMENTCENTRAL_USER_DATABASE_PASSWORD	{{ .Values.segmentcentralData.segmentcentralConfigMapData.SEGMENTCENTRAL_USER_DATABASE_PASSWORD }}
SEGMENTCENTRAL_USER_DS_INITIAL_SIZE	{{ .Values.segmentcentralData.segmentcentralDSMData.SEGMENTCENTRAL_USER_DS_INITIAL_SIZE }}
SEGMENTCENTRAL_USER_DS_MIN_IDLE	{{ .Values.segmentcentralData.segmentcentralDSMData.SEGMENTCENTRAL_USER_DS_MIN_IDLE }}

Table 58. Database-related parameters for Segment Central (continued)

Parameter name	Parameter description
SEGMENTCENTRAL_USER_DS_MAX_IDLE	{{ .Values.segmentcentralData.segmentcentralDSMData.SEGMENTCENTRAL_USER_DS_MAX_IDLE }}
SEGMENTCENTRAL_USER_DS_MAX_TOTAL	{{ .Values.segmentcentralData.segmentcentralDSMData.SEGMENTCENTRAL_USER_DS_MAX_TOTAL }}
SEGMENTCENTRAL_USER_DS_STATEMENT_CACHE_SIZE	{{ .Values.segmentcentralData.segmentcentralDSMData.SEGMENTCENTRAL_USER_DS_STATEMENT_CACHE_SIZE }}
SEGMENTCENTRAL_USER_DATA_SOURCE_PARAMETERS	{{ .Values.segmentcentralData.segmentcentralDSMData.SEGMENTCENTRAL_USER_DATA_SOURCE_PARAMETERS }}

Table 59. Database-related parameters for Segment Central Engine

Parameter name	Parameter description
SEGMENTATIONENGINE_USER_POOL_NAME	{{ .Values.segmentationengineData.segmentationengineConfigMapData.SEGMENTATIONENGINE_USER_POOL_NAME }}
SEGMENTATIONENGINE_USER_DATABASE_HOST	{{ .Values.segmentationengineData.segmentationengineConfigMapData.SEGMENTATIONENGINE_USER_DATABASE_HOST }}
SEGMENTATIONENGINE_USER_DATABASE_PORT	{{ .Values.segmentationengineData.segmentationengineConfigMapData.SEGMENTATIONENGINE_USER_DATABASE_PORT }}
SEGMENTATIONENGINE_USER_DATABASE_NAME	{{ .Values.segmentationengineData.segmentationengineConfigMapData.SEGMENTATIONENGINE_USER_DATABASE_NAME }}
SEGMENTATIONENGINE_USER_DATABASE_USERNAME	{{ .Values.segmentationengineData.segmentationengineConfigMapData.SEGMENTATIONENGINE_USER_DATABASE_USERNAME }}
SEGMENTATIONENGINE_USER_DATABASE_PASSWORD	{{ .Values.segmentationengineData.segmentationengineConfigMapData.SEGMENTATIONENGINE_USER_DATABASE_PASSWORD }}
SEGMENTATIONENGINE_USER_DS_INITIAL_SIZE	{{ .Values.segmentationengineData.segmentationengineDSMData.SEGMENTATIONENGINE_USER_DS_INITIAL_SIZE }}
SEGMENTATIONENGINE_USER_DS_MIN_IDLE	{{ .Values.segmentationengineData.segmentationengineDSMData.SEGMENTATIONENGINE_USER_DS_MIN_IDLE }}
SEGMENTATIONENGINE_USER_DS_MAX_IDLE	{{ .Values.segmentationengineData.segmentationengineDSMData.SEGMENTATIONENGINE_USER_DS_MAX_IDLE }}
SEGMENTATIONENGINE_USER_DS_MAX_TOTAL	{{ .Values.segmentationengineData.segmentationengineDSMData.SEGMENTATIONENGINE_USER_DS_MAX_TOTAL }}
SEGMENTATIONENGINE_USER_DS_STATEMENT_CACHE_SIZE	{{ .Values.segmentationengineData.segmentationengineDSMData.SEGMENTATIONENGINE_USER_DS_STATEMENT_CACHE_SIZE }}

Table 59. Database-related parameters for Segment Central Engine (continued)

Parameter name	Parameter description
SEGMENTATIONENGINE_USER_DATA_SOURCE_PARAMETERS	<code>{{ .Values.segmentationengineData.segmentationengineDSMData.SEGMENTATIONENGINE_USER_DATA_SOURCE_PARAMETERS }}</code>

Sub-chart configuration in Helm charts

To run a database container as a sub-chart, the database must reside within the cluster. Sub-charts have their own `configMap` for configurations.



Note: Cloud Native Unica does not own the database.

values.yaml driven configurations

1. Database and Data source memory related parameters can be configured in `values.yaml` and Product `configmap.yaml` files as shown in the following examples:

- **Values file example:**

```
campaignData:
  campaignConfigMapData:
    CAMPAIGN_DATABASE_HOST: "hcl-unica-suite-database"
    CAMPAIGN_DATABASE_PORT: "9088"
    CAMPAIGN_DATABASE_NAME: "campuser:ONEDB_SERVER=onedb"
    CAMPAIGN_DATABASE_USERNAME: "onedbsa"
    CAMPAIGN_DATABASE_PASSWORD: "onedb4ever"
    CAMPAIGN_DSN_NAME: "campuser"
  campaignDSMData:
    CAMPAIGN_DS_INITIAL_SIZE: "1"
    CAMPAIGN_DS_MIN_IDLE: "1"
    CAMPAIGN_DS_MAX_IDLE: "1"
    CAMPAIGN_DS_MAX_TOTAL: "80"
    CAMPAIGN_DS_STATEMENT_CACHE_SIZE: "180"
    CAMPAIGN_DATA_SOURCE_PARAMETERS:
      "removeAbandonedTimeout='300';removeAbandoned='true';testOnBorrow='true'"
```

- **Reflected in Campaign configmap file:**

```
CAMPAIGN_DATABASE_HOST:
  "{{ .Values.campaignData.campaignConfigMapData.CAMPAIGN_DATABASE_HOST }}"
CAMPAIGN_DATABASE_PORT:
  "{{ .Values.campaignData.campaignConfigMapData.CAMPAIGN_DATABASE_PORT }}"
CAMPAIGN_DATABASE_NAME:
  "{{ .Values.campaignData.campaignConfigMapData.CAMPAIGN_DATABASE_NAME }}"
CAMPAIGN_DATABASE_USERNAME:
  "{{ .Values.campaignData.campaignConfigMapData.CAMPAIGN_DATABASE_USERNAME }}"
CAMPAIGN_DATABASE_PASSWORD:
  "{{ .Values.campaignData.campaignConfigMapData.CAMPAIGN_DATABASE_PASSWORD }}"
CAMPAIGN_DSN_NAME: "{{ .Values.campaignData.campaignConfigMapData.CAMPAIGN_DSN_NAME }}"
```



```

CAMPAIGN_DS_INITIAL_SIZE:
"{{ .Values.campaignData.campaignDSMData.CAMPAIGN_DS_INITIAL_SIZE }}"
CAMPAIGN_DS_MIN_IDLE: "{{ .Values.campaignData.campaignDSMData.CAMPAIGN_DS_MIN_IDLE }}"
CAMPAIGN_DS_MAX_IDLE: "{{ .Values.campaignData.campaignDSMData.CAMPAIGN_DS_MAX_IDLE }}"
CAMPAIGN_DS_MAX_TOTAL: "{{ .Values.campaignData.campaignDSMData.CAMPAIGN_DS_MAX_TOTAL }}"
CAMPAIGN_DS_STATEMENT_CACHE_SIZE:
"{{ .Values.campaignData.campaignDSMData.CAMPAIGN_DS_STATEMENT_CACHE_SIZE }}"

```

2. Parameters categorization: Each product is separately defined by a tag in the `values.yaml` file and subtag is provided for Data type: database or data source memory.

- **Example: Data type categorisation (Database and Data source memory)**

```

campaignData:
  campaignConfigMapData:
    CAMPAIGN_DATABASE_HOST: "hcl-unica-suite-database"
    CAMPAIGN_DATABASE_PORT: "9088"
    CAMPAIGN_DATABASE_NAME: "campuser:ONEDB_SERVER=onedb"
    CAMPAIGN_DATABASE_USERNAME: "onedbsa"
    CAMPAIGN_DATABASE_PASSWORD: "onedb4ever"
    CAMPAIGN_DSN_NAME: "campuser"
  campaignDSMData:
    CAMPAIGN_DS_INITIAL_SIZE: "1"
    CAMPAIGN_DS_MIN_IDLE: "1"
    CAMPAIGN_DS_MAX_IDLE: "1"
    CAMPAIGN_DS_MAX_TOTAL: "80"
    CAMPAIGN_DS_STATEMENT_CACHE_SIZE: "180"
    CAMPAIGN_DATA_SOURCE_PARAMETERS:
      "removeAbandonedTimeout='300';removeAbandoned='true';testOnBorrow='true'"

```

- **Example: Product wise categorisation**

```

collaborateData:
  collaborateConfigMapData:
    COLLABORATE_DATABASE_HOST: "hcl-unica-suite-database"
    COLLABORATE_DATABASE_PORT: "9088"
    COLLABORATE_DATABASE_NAME: "platuser"
    COLLABORATE_DATABASE_USERNAME: "informix"
    COLLABORATE_DATABASE_PASSWORD: "in4mix"

  collaborateDSMData:
    COLLABORATE_DS_INITIAL_SIZE: "1"
    COLLABORATE_DS_MIN_IDLE: "1"
    COLLABORATE_DS_MAX_IDLE: "1"
    COLLABORATE_DS_MAX_TOTAL: "80"
    COLLABORATE_DS_STATEMENT_CACHE_SIZE: "180"
    COLLABORATE_DATA_SOURCE_PARAMETERS:
      "removeAbandonedTimeout='300';removeAbandoned='true';testOnBorrow='true'"

contactcentralData:
  contactcentralConfigMapData:
    CONTACTCENTRAL_DATABASE_HOST: "hcl-unica-suite-database"
    CONTACTCENTRAL_DATABASE_PORT: "9088"
    CONTACTCENTRAL_DATABASE_USERNAME: "onedbsa"
    CONTACTCENTRAL_DATABASE_PASSWORD: "onedb4ever"
    CONTACTCENTRAL_DATABASE_NAME: "platuser:ONEDB_SERVER=onedb"
  contactcentralDSMData:
    CONTACTCENTRAL_DS_INITIAL_SIZE: "1"
    CONTACTCENTRAL_DS_MIN_IDLE: "1"
    CONTACTCENTRAL_DS_MAX_IDLE: "1"

```

```
CONTACTCENTRAL_DS_MAX_TOTAL: "80"
CONTACTCENTRAL_DS_STATEMENT_CACHE_SIZE: "180"
CONTACTCENTRAL_DATA_SOURCE_PARAMETERS:
  "removeAbandonedTimeout='300';removeAbandoned='true';testOnBorrow='true'"
```

3. `JAVA_HOME` is set in `values.yaml`.

- `JAVA_HOME`, `DOCKER_HOME`, `JRE_HOME`, `DIRECTOR_JAVA_HOME` parameters have same value assigned in common configmap files.

```
DOCKER_JAVA_HOME: "{{ .Values.commonConfigMapMiscData.JAVA_HOME }}"
DIRECTOR_JAVA_HOME: "{{ .Values.commonConfigMapMiscData.JAVA_HOME }}"
JRE_HOME: "{{ .Values.commonConfigMapMiscData.JAVA_HOME }}"
JavaHOME: "{{ .Values.commonConfigMapMiscData.JAVA_HOME }}"
```

- `JAVA_HOME: docker/unica/jre` is defined in values file and used in the `common_configmap.yaml` file. If you have installed JRE in a custom path, set `JAVA_HOME` to `<Custom-JRE-Path>`. For example, if the custom JRE installation path is `/docker/unica/JdbcDrivers/jre`, replace `<Custom-JRE-Path>` by `/docker/unica/JdbcDrivers/jre`.

4. Ingress updates with version 1.22:

- For k8s 1.22 version API updates have been made to RBAC and INGRESS files also ingress structure is changed as per K8S update.
- **Example old ingress:**

```
rules:
- host: {{ .Values.service.hostname }}
  http:
    paths:
    - path: /Insights
      backend:
        serviceName: {{ include "unica.fullname" . }}-insights
        servicePort: {{ .Values.service.port.insights }}
```

- **Example new ingress:**

```
rules:
- host: {{ .Values.service.hostname }}
  http:
    paths:
    - path: /Insights
      pathType: Prefix
      backend:
        service:
          name: {{ include "unica.fullname" . }}-insights
          port:
            number: {{ .Values.service.port.insights }}
```